


INSTRUMENTATION / PROCESS CONTROL CABLES TRAY CABLE 600 VOLTS TYPE TC (UL) XLPE INSULATED MULTICONDUCTOR UNSHIELDED CABLES

Temperature range - 40°C to +90°C

Specifications: UL1277, UL44 & NEMA WC70/ICEA S-95-658



Application : : Industrial signalling and process control circuit in dry or wet locations. The cable can be used in cable trays conduit or direct burial application.

- **Conductor** : Plain copper to ASTM B3, stranded to class B of ASTM B8.
- **Insulation** : Flame retardant XLPE to ICEA S- 95-658. UL Type XHHW conductors rated VW- 1.
- **Assembly** : Insulated cores are cabled with suitable non-hygroscopic fillers and polyester binder if necessary.
- **Jacket** : Extruded black PVC as per UL1277 , oil and sunlight Resistant, passes flame test as per IEEE - 383 (70000 BTU). The jacket is impervious to vapour and moisture penetration.

Colour Code	
Conductor No.	Colour
1	Black
2	Red
3	Blue
4	Orange
5	Yellow
6 and above	Black with number printing
Other colour codes can be manufactured on request	

INSTRUMENTATION / PROCESS CONTROL CABLES TRAY CABLE 600 VOLTS TYPE TC (UL) XLPE INSULATED MULTICONDUCTOR UNSHIELDED CABLES

SIZE (AWG)	Order No.	MESC Code	Coductors	Strands X diameter No. X mm	Insulation thickness mm	Nominal jacket thickness mm	Approx. O.D. mm	Approx. Weight Kg/Km
16 *	01349	7614-02C16AWG-U0BK8-00	2	7 X 0.488	0.64	1.14	8.2	90
	01350	7614-03C16AWG-U0BK8-00	3	7 X 0.488	0.64	1.14	8.6	105
	01351	7614-04C16AWG-U0BK8-00	4	7 X 0.488	0.64	1.14	9.3	125
	01352	7614-05C16AWG-U0BK8-00	5	7 X 0.488	0.64	1.14	10.2	150
	01353	7614-06C16AWG-U0BK8-00	6	7 X 0.488	0.64	1.14	11.2	180
	01354	7614-07C16AWG-U0BK8-00	7	7 X 0.488	0.64	1.14	11.2	190
	01355	7614-08C16AWG-U0BK8-00	8	7 X 0.488	0.64	1.14	12.2	220
	01356	7614-09C16AWG-U0BK8-00	9	7 X 0.488	0.64	1.14	13.0	245
	01357	7614-10C16AWG-U0BK8-00	10	7 X 0.488	0.64	1.52	14.8	280
	01358	7614-12C16AWG-U0BK8-00	12	7 X 0.488	0.64	1.52	15.3	320
	01359	7614-15C16AWG-U0BK8-00	15	7 X 0.488	0.64	1.52	16.8	385
	01360	7614-16C16AWG-U0BK8-00	16	7 X 0.488	0.64	1.52	16.8	405
	01361	7614-19C16AWG-U0BK8-00	19	7 X 0.488	0.64	1.52	17.7	460
	01362	7614-20C16AWG-U0BK8-00	20	7 X 0.488	0.64	1.52	18.6	485
	01363	7614-24C16AWG-U0BK8-00	24	7 X 0.488	0.64	1.52	20.5	565
	01364	7614-25C16AWG-U0BK8-00	25	7 X 0.488	0.64	1.52	20.5	585
	01365	7614-27C16AWG-U0BK8-00	27	7 X 0.488	0.64	1.52	21.0	625
	01366	7614-30C16AWG-U0BK8-00	30	7 X 0.488	0.64	2.03	22.7	730
	01367	7614-37C16AWG-U0BK8-00	37	7 X 0.488	0.64	2.03	24.0	865
	01368	7614-48C16AWG-U0BK8-00	48	7 X 0.488	0.64	2.03	27.7	1080
01369	7614-61C16AWG-U0BK8-00	61	7 X 0.488	0.64	2.03	30.1	1325	

SIZE (AWG)	Order No.	MESC Code	Coductors	Strands X diameter No. X mm	Insulation thickness mm	Nominal jacket thickness mm	Approx. O.D. mm	Approx. Weight Kg/Km
14	01370	7614-02C14AWG-U0BK8-00	2	7 X 0.615	0.76	1.14	9.4	125
	01371	7614-03C14AWG-U0BK8-00	3	7 X 0.615	0.76	1.14	10.0	150
	01372	7614-04C14AWG-U0BK8-00	4	7 X 0.615	0.76	1.14	10.9	180
	01373	7614-05C14AWG-U0BK8-00	5	7 X 0.615	0.76	1.14	11.9	215
	01374	7614-06C14AWG-U0BK8-00	6	7 X 0.615	0.76	1.14	13.1	260
	01375	7614-07C14AWG-U0BK8-00	7	7 X 0.615	0.76	1.14	13.1	270
	01376	7614-08C14AWG-U0BK8-00	8	7 X 0.615	0.76	1.52	15.0	335
	01377	7614-09C14AWG-U0BK8-00	9	7 X 0.615	0.76	1.52	16.0	380
	01378	7614-10C14AWG-U0BK8-00	10	7 X 0.615	0.76	1.52	17.4	405
	01379	7614-12C14AWG-U0BK8-00	12	7 X 0.615	0.76	1.52	17.9	460
	01380	7614-15C14AWG-U0BK8-00	15	7 X 0.615	0.76	1.52	19.8	560
	01381	7614-16C14AWG-U0BK8-00	16	7 X 0.615	0.76	1.52	19.8	590
	01382	7614-19C14AWG-U0BK8-00	19	7 X 0.615	0.76	1.52	20.8	670
	01383	7614-20C14AWG-U0BK8-00	20	7 X 0.615	0.76	2.03	23.0	765
	01384	7614-24C14AWG-U0BK8-00	24	7 X 0.615	0.76	2.03	25.3	885
	01385	7614-25C14AWG-U0BK8-00	25	7 X 0.615	0.76	2.03	25.3	915
	01386	7614-27C14AWG-U0BK8-00	27	7 X 0.615	0.76	2.03	25.9	975
	01387	7614-30C14AWG-U0BK8-00	30	7 X 0.615	0.76	2.03	26.8	1065
	01388	7614-37C14AWG-U0BK8-00	37	7 X 0.615	0.76	2.03	28.8	1265
	01389	7614-48C14AWG-U0BK8-00	48	7 X 0.615	0.76	2.03	32.9	1600
01390	7614-61C14AWG-U0BK8-00	61	7 X 0.615	0.76	2.03	35.8	1965	

* Non XHHW Size, complies with NEMA WC70.

INSTRUMENTATION / PROCESS CONTROL CABLES
TRAY CABLE 600 VOLTS TYPE TC (UL)
XLPE INSULATED MULTICONDUCTOR
UNSHIELDED CABLES

SIZE (AWG)	Order No.	MESC Code	Coductors	Strands X diameter No. X mm	Insulation thickness mm	Nominal jacket thickness mm	Approx. O.D. mm	Approx. Weight Kg/Km
12	01391	7614-02C12AWG-U0BK8-00	2	7 X 0.775	0.76	1.14	10.4	165
	01392	7614-03C12AWG-U0BK8-00	3	7 X 0.775	0.76	1.14	11.0	195
	01393	7614-04C12AWG-U0BK8-00	4	7 X 0.775	0.76	1.14	12.0	240
	01394	7614-05C12AWG-U0BK8-00	5	7 X 0.775	0.76	1.14	13.1	290
	01395	7614-06C12AWG-U0BK8-00	6	7 X 0.775	0.76	1.52	15.3	375
	01396	7614-07C12AWG-U0BK8-00	7	7 X 0.775	0.76	1.52	15.3	395
	01397	7614-08C12AWG-U0BK8-00	8	7 X 0.775	0.76	1.52	16.6	455
	01398	7614-09C12AWG-U0BK8-00	9	7 X 0.775	0.76	1.52	17.7	510
	01399	7614-10C12AWG-U0BK8-00	10	7 X 0.775	0.76	1.52	19.2	545
	01400	7614-12C12AWG-U0BK8-00	12	7 X 0.775	0.76	1.52	19.9	630
	01401	7614-15C12AWG-U0BK8-00	15	7 X 0.775	0.76	2.03	23.0	815
	01402	7614-16C12AWG-U0BK8-00	16	7 X 0.775	0.76	2.03	23.0	860
	01403	7614-19C12AWG-U0BK8-00	19	7 X 0.775	0.76	2.03	24.2	980
	01404	7614-20C12AWG-U0BK8-00	20	7 X 0.775	0.76	2.03	25.5	1040
	01405	7614-24C12AWG-U0BK8-00	24	7 X 0.775	0.76	2.03	28.1	1210
	01406	7614-25C12AWG-U0BK8-00	25	7 X 0.775	0.76	2.03	28.1	1255
	01407	7614-27C12AWG-U0BK8-00	27	7 X 0.775	0.76	2.03	28.8	1340
	01408	7614-30C12AWG-U0BK8-00	30	7 X 0.775	0.76	2.03	29.8	1465
	01409	7614-37C12AWG-U0BK8-00	37	7 X 0.775	0.76	2.03	32.1	1755
	01410	7614-48C12AWG-U0BK8-00	48	7 X 0.775	0.76	2.03	36.7	2225
01411	7614-61C12AWG-U0BK8-00	61	7 X 0.775	0.76	2.03	40.0	2750	


SIZE (AWG)	Order No.	MESC Code	Coductors	Strands X diameter No. X mm	Insulation thickness mm	Nominal jacket thickness mm	Approx. O.D. mm	Approx. Weight Kg/Km
10	01412	7614-02C10AWG-U0BK8-00	2	7 X 0.978	0.76	1.14	11.6	220
	01413	7614-03C10AWG-U0BK8-00	3	7 X 0.978	0.76	1.14	12.3	270
	01414	7614-04C10AWG-U0BK8-00	4	7 X 0.978	0.76	1.52	14.2	355
	01415	7614-05C10AWG-U0BK8-00	5	7 X 0.978	0.76	1.52	15.5	430
	01416	7614-06C10AWG-U0BK8-00	6	7 X 0.978	0.76	1.52	17.1	515
	01417	7614-07C10AWG-U0BK8-00	7	7 X 0.978	0.76	1.52	17.1	550
	01418	7614-08C10AWG-U0BK8-00	8	7 X 0.978	0.76	1.52	18.6	635
	01419	7614-09C10AWG-U0BK8-00	9	7 X 0.978	0.76	1.52	19.9	720
	01420	7614-10C10AWG-U0BK8-00	10	7 X 0.978	0.76	2.03	22.7	815
	01421	7614-12C10AWG-U0BK8-00	12	7 X 0.978	0.76	2.03	23.4	940
	01422	7614-15C10AWG-U0BK8-00	15	7 X 0.978	0.76	2.03	25.9	1150
	01423	7614-16C10AWG-U0BK8-00	16	7 X 0.978	0.76	2.03	25.9	1215
	01424	7614-19C10AWG-U0BK8-00	19	7 X 0.978	0.76	2.03	27.2	1385
	01425	7614-20C10AWG-U0BK8-00	20	7 X 0.978	0.76	2.03	28.7	1470
	01426	7614-24C10AWG-U0BK8-00	24	7 X 0.978	0.76	2.03	31.8	1725
	01427	7614-25C10AWG-U0BK8-00	25	7 X 0.978	0.76	2.03	31.8	1790
	01428	7614-27C10AWG-U0BK8-00	27	7 X 0.978	0.76	2.03	32.5	1905
	01429	7614-30C10AWG-U0BK8-00	30	7 X 0.978	0.76	2.03	33.7	2095
	01430	7614-37C10AWG-U0BK8-00	37	7 X 0.978	0.76	2.03	36.3	2520
	01431	7614-48C10AWG-U0BK8-00	48	7 X 0.978	0.76	2.03	41.6	3205



INSTRUMENTATION / PROCESS CONTROL CABLES TRAY CABLE 600 VOLTS TYPE TC (UL) XLPE INSULATED MULTICONDUCTOR SHIELDED CABLES

Temperature range - 40°C to +90°C

Specifications: UL1277, UL44 & NEMA WC57/ICEA S-73-532



- Application :** : Industrial signalling and process control circuit in dry or wet locations. The cable can be used in cable trays conduit or direct burial application.
- **Conductor** : Plain copper to ASTM B3, stranded to class B of ASTM B8.
 - **Insulation** : Flame retardant XLPE to ICEA S-73-532 . UL Type XHHW conductors rated VW-1.
 - **Assembly** : Insulated cores are cabled and shielded with aluminum polyester tape for 100% coverage with a tinned copper drain wire.
 - **Jacket** : Extruded black PVC as per UL1277 , oil and sunlight Resistant, passes flame test as per IEEE - 383 (70000 BTU). The jacket is impervious to vapour and moisture penetration.

Colour Code	
Conductor No.	Colour
1	Black
2	Red
3	Blue
4	Orange
5	Yellow
6 and above	Black with number printing
Other colour codes can be manufactured on request	

INSTRUMENTATION / PROCESS CONTROL CABLES TRAY CABLE 600 VOLTS TYPE TC (UL) XLPE INSULATED MULTICONDUCTOR SHIELDED CABLES

Size (AWG)	Order No.	MESC Code	Conductors	Strands X Diameter No. X mm	Insulation thickness mm	Nominal Jacket thickness mm	Approx. O. D. mm	Approx. Weight Kg/Km
16 *	02325	0214-02C16AWG-U0BK8-06	2	7 X 0.488	0.64	1.14	8.7	110
	02326	0214-03C16AWG-U0BK8-06	3	7 X 0.488	0.64	1.14	9.1	125
	02327	0214-04C16AWG-U0BK8-06	4	7 X 0.488	0.64	1.14	9.8	140
	02328	0214-05C16AWG-U0BK8-06	5	7 X 0.488	0.64	1.14	10.7	165
	02329	0214-06C16AWG-U0BK8-06	6	7 X 0.488	0.64	1.14	11.5	190
	02330	0214-07C16AWG-U0BK8-06	7	7 X 0.488	0.64	1.14	11.5	200
	02331	0214-08C16AWG-U0BK8-06	8	7 X 0.488	0.64	1.14	12.5	230
	02332	0214-09C16AWG-U0BK8-06	9	7 X 0.488	0.64	1.52	14.1	280
	02333	0214-10C16AWG-U0BK8-06	10	7 X 0.488	0.64	1.52	15.1	295
	02334	0214-12C16AWG-U0BK8-06	12	7 X 0.488	0.64	1.52	15.6	335
	02335	0214-15C16AWG-U0BK8-06	15	7 X 0.488	0.64	1.52	17.1	400
	02336	0214-16C16AWG-U0BK8-06	16	7 X 0.488	0.64	1.52	17.1	420
	02337	0214-19C16AWG-U0BK8-06	19	7 X 0.488	0.64	1.52	18.0	475
	02338	0214-20C16AWG-U0BK8-06	20	7 X 0.488	0.64	1.52	18.9	500
	02339	0214-24C16AWG-U0BK8-06	24	7 X 0.488	0.64	1.52	20.8	580
	02340	0214-25C16AWG-U0BK8-06	25	7 X 0.488	0.64	1.52	20.8	600
	02341	0214-27C16AWG-U0BK8-06	27	7 X 0.488	0.64	2.03	22.3	685
	02342	0214-30C16AWG-U0BK8-06	30	7 X 0.488	0.64	2.03	23.0	745
	02343	0214-37C16AWG-U0BK8-06	37	7 X 0.488	0.64	2.03	24.7	880
	02344	0214-48C16AWG-U0BK8-06	48	7 X 0.488	0.64	2.03	28.0	1100
02345	0214-61C16AWG-U0BK8-06	61	7 X 0.488	0.64	2.03	30.4	1340	

Size (AWG)	Order No.	MESC Code	Conductors	Strands X Diameter No. X mm	Insulation thickness mm	Nominal Jacket thickness mm	Approx. O. D. mm	Approx. Weight Kg/Km
14	02346	0214-02C14AWG-U0BK8-06	2	7 X 0.615	0.76	1.14	9.9	150
	02347	0214-03C14AWG-U0BK8-06	3	7 X 0.615	0.76	1.14	10.5	175
	02348	0214-04C14AWG-U0BK8-06	4	7 X 0.615	0.76	1.14	11.4	195
	02349	0214-05C14AWG-U0BK8-06	5	7 X 0.615	0.76	1.14	12.4	235
	02350	0214-06C14AWG-U0BK8-06	6	7 X 0.615	0.76	1.14	13.4	270
	02351	0214-07C14AWG-U0BK8-06	7	7 X 0.615	0.76	1.14	13.4	285
	02352	0214-08C14AWG-U0BK8-06	8	7 X 0.615	0.76	1.52	15.3	355
	02353	0214-09C14AWG-U0BK8-06	9	7 X 0.615	0.76	1.52	16.3	395
	02354	0214-10C14AWG-U0BK8-06	10	7 X 0.615	0.76	1.52	17.7	420
	02355	0214-12C14AWG-U0BK8-06	12	7 X 0.615	0.76	1.52	18.2	480
	02356	0214-15C14AWG-U0BK8-06	15	7 X 0.615	0.76	1.52	20.1	575
	02357	0214-16C14AWG-U0BK8-06	16	7 X 0.615	0.76	1.52	20.1	610
	02358	0214-19C14AWG-U0BK8-06	19	7 X 0.615	0.76	2.03	22.2	740
	02359	0214-20C14AWG-U0BK8-06	20	7 X 0.615	0.76	2.03	23.3	780
	02360	0214-24C14AWG-U0BK8-06	24	7 X 0.615	0.76	2.03	25.6	905
	02361	0214-25C14AWG-U0BK8-06	25	7 X 0.615	0.76	2.03	25.6	935
	02362	0214-27C14AWG-U0BK8-06	27	7 X 0.615	0.76	2.03	26.2	995
	02363	0214-30C14AWG-U0BK8-06	30	7 X 0.615	0.76	2.03	27.1	1085
	02364	0214-37C14AWG-U0BK8-06	37	7 X 0.615	0.76	2.03	29.1	1285
	02365	0214-48C14AWG-U0BK8-06	48	7 X 0.615	0.76	2.03	33.2	1620
02366	0214-61C14AWG-U0BK8-06	61	7 X 0.615	0.76	2.03	36.1	1985	

* Non XHHW size, complies with NEMA WC57.



INSTRUMENTATION / PROCESS CONTROL CABLES TRAY CABLE 600 VOLTS TYPE TC (UL) XLPE INSULATED MULTICONDUCTOR SHIELDED CABLES


Size (AWG)	Order No.	MESC Code	Conductors	Strands X Diameter No. X mm	Insulation thickness mm	Nominal Jacket thickness mm	Approx. O. D. mm	Approx. Weight Kg/Km
12	02367	0214-02C12AWG-U0BK8-06	2	7 X 0.775	0.76	1.14	10.9	195
	02368	0214-03C12AWG-U0BK8-06	3	7 X 0.775	0.76	1.14	11.5	230
	02369	0214-04C12AWG-U0BK8-06	4	7 X 0.775	0.76	1.14	12.5	265
	02370	0214-05C12AWG-U0BK8-06	5	7 X 0.775	0.76	1.14	13.6	315
	02371	0214-06C12AWG-U0BK8-06	6	7 X 0.775	0.76	1.52	15.6	400
	02372	0214-07C12AWG-U0BK8-06	7	7 X 0.775	0.76	1.52	15.6	415
	02373	0214-08C12AWG-U0BK8-06	8	7 X 0.775	0.76	1.52	16.9	475
	02374	0214-09C12AWG-U0BK8-06	9	7 X 0.775	0.76	1.52	18.0	535
	02375	0214-10C12AWG-U0BK8-06	10	7 X 0.775	0.76	1.52	19.5	565
	02376	0214-12C12AWG-U0BK8-06	12	7 X 0.775	0.76	1.52	20.2	655
	02377	0214-15C12AWG-U0BK8-06	15	7 X 0.775	0.76	2.03	23.3	840
	02378	0214-16C12AWG-U0BK8-06	16	7 X 0.775	0.76	2.03	23.3	885
	02379	0214-19C12AWG-U0BK8-06	19	7 X 0.775	0.76	2.03	24.5	1005
	02380	0214-20C12AWG-U0BK8-06	20	7 X 0.775	0.76	2.03	25.8	1065
	02381	0214-24C12AWG-U0BK8-06	24	7 X 0.775	0.76	2.03	28.4	1240
	02382	0214-25C12AWG-U0BK8-06	25	7 X 0.775	0.76	2.03	28.4	1280
	02383	0214-27C12AWG-U0BK8-06	27	7 X 0.775	0.76	2.03	29.1	1365
	02384	0214-30C12AWG-U0BK8-06	30	7 X 0.775	0.76	2.03	30.1	1495
	02385	0214-37C12AWG-U0BK8-06	37	7 X 0.775	0.76	2.03	32.4	1785
	02386	0214-48C12AWG-U0BK8-06	48	7 X 0.775	0.76	2.03	37.0	2255
02387	0214-61C12AWG-U0BK8-06	61	7 X 0.775	0.76	2.03	40.3	2780	

Size (AWG)	Order No.	MESC Code	Conductors	Strands X Diameter No. X mm	Insulation thickness mm	Nominal Jacket thickness mm	Approx. O. D. mm	Approx. Weight Kg/Km
10	02388	0214-02C10AWG-U0BK8-06	2	7 X 0.978	0.76	1.14	12.1	265
	02389	0214-03C10AWG-U0BK8-06	3	7 X 0.978	0.76	1.14	12.8	315
	02390	0214-04C10AWG-U0BK8-06	4	7 X 0.978	0.76	1.52	14.7	390
	02391	0214-05C10AWG-U0BK8-06	5	7 X 0.978	0.76	1.52	16.0	465
	02392	0214-06C10AWG-U0BK8-06	6	7 X 0.978	0.76	1.52	17.4	550
	02393	0214-07C10AWG-U0BK8-06	7	7 X 0.978	0.76	1.52	17.4	585
	02394	0214-08C10AWG-U0BK8-06	8	7 X 0.978	0.76	1.52	18.9	670
	02395	0214-09C10AWG-U0BK8-06	9	7 X 0.978	0.76	1.52	20.2	750
	02396	0214-10C10AWG-U0BK8-06	10	7 X 0.978	0.76	2.03	23.0	850
	02397	0214-12C10AWG-U0BK8-06	12	7 X 0.978	0.76	2.03	23.7	975
	02398	0214-15C10AWG-U0BK8-06	15	7 X 0.978	0.76	2.03	26.2	1185
	02399	0214-16C10AWG-U0BK8-06	16	7 X 0.978	0.76	2.03	26.2	1250
	02400	0214-19C10AWG-U0BK8-06	19	7 X 0.978	0.76	2.03	27.5	1425
	02401	0214-20C10AWG-U0BK8-06	20	7 X 0.978	0.76	2.03	29.0	1505
	02402	0214-24C10AWG-U0BK8-06	24	7 X 0.978	0.76	2.03	32.1	1765
	02403	0214-25C10AWG-U0BK8-06	25	7 X 0.978	0.76	2.03	32.1	1830
	02404	0214-27C10AWG-U0BK8-06	27	7 X 0.978	0.76	2.03	32.8	1945
	02405	0214-30C10AWG-U0BK8-06	30	7 X 0.978	0.76	2.03	34.0	2135
	02406	0214-37C10AWG-U0BK8-06	37	7 X 0.978	0.76	2.03	36.6	2560
	02407	0214-48C10AWG-U0BK8-06	48	7 X 0.978	0.76	2.03	41.9	3250

INSTRUMENTATION / PROCESS CONTROL CABLES TRAY CABLE 600 VOLTS TYPE TC (UL) PVC INSULATED MULTICONDUCTOR UNSHIELDED CABLES

Temperature range - 40°C to + 90°C

Specifications: UL1277, UL 83 & NEMA WC70/ICEA S-95-658



- Application** : Industrial signalling and process control circuit in dry or wet locations.
The cable can be used in cable trays conduit or direct burial application.
- **Conductor** : Plain copper to ASTM B3, stranded to class B of ASTM B8.
 - **Insulation** : Flame retardant PVC rated 90C to UL 1581.UL Type THHW conductors rated VW-1.
 - **Assembly** : Insulated cores are cabled with suitable non-hygroscopic fillers and polyester binder if necessary.
 - **Jacket** : Extruded black PVC as per UL1277, oil and sunlight resistant, passes flame test as per IEEE - 383 (70000 BTU).The jacket is impervious to vapour and moisture penetration.

Colour Code	
Conductor No.	Colour
1	Black
2	Red
3	Blue
4	Orange
5	Yellow
6 and above	Black with number printing
Other colour codes can be manufactured on request	

INSTRUMENTATION / PROCESS CONTROL CABLES TRAY CABLE 600 VOLTS TYPE TC (UL) PVC INSULATED MULTICONDUCTOR UNSHIELDED CABLES

Size (AWG)	Order No.	MESC Code	Conductors	StrandsX Diameter No. X mm	Insulation thickness mm	Nominal Jacket thickness mm	Approx. O. D. mm	Approx. Weight Kg./Km
16	01432	7311-02C16AWG-U0BK8-00	2	7 X 0.488	0.76	1.14	8.7	107
	01433	7311-03C16AWG-U0BK8-00	3	7 X 0.488	0.76	1.14	9.2	127
	01434	7311-04C16AWG-U0BK8-00	4	7 X 0.488	0.76	1.14	9.9	150
	01435	7311-05C16AWG-U0BK8-00	5	7 X 0.488	0.76	1.14	10.8	181
	01436	7311-06C16AWG-U0BK8-00	6	7 X 0.488	0.76	1.14	12.0	220
	01437	7311-07C16AWG-U0BK8-00	7	7 X 0.488	0.76	1.14	12.0	230
	01438	7311-08C16AWG-U0BK8-00	8	7 X 0.488	0.76	1.14	13.0	268
	01439	7311-09C16AWG-U0BK8-00	9	7 X 0.488	0.76	1.52	14.6	330
	01440	7311-10C16AWG-U0BK8-00	10	7 X 0.488	0.76	1.52	15.8	343
	01441	7311-12C16AWG-U0BK8-00	12	7 X 0.488	0.76	1.52	16.3	392
	* 01442	7311-15C16AWG-U0BK8-00	15	7 X 0.488	0.76	1.52	18.0	475
	01443	7311-16C16AWG-U0BK8-00	16	7 X 0.488	0.76	1.52	18.0	501
	01444	7311-19C16AWG-U0BK8-00	19	7 X 0.488	0.76	1.52	18.9	567
	01445	7311-20C16AWG-U0BK8-00	20	7 X 0.488	0.76	1.52	19.9	604
	01446	7311-24C16AWG-U0BK8-00	24	7 X 0.488	0.76	2.03	23.0	754
	01447	7311-25C16AWG-U0BK8-00	25	7 X 0.488	0.76	2.03	23.0	778
	01448	7311-27C16AWG-U0BK8-00	27	7 X 0.488	0.76	2.03	23.5	826
	01449	7311-30C16AWG-U0BK8-00	30	7 X 0.488	0.76	2.03	24.3	901
	01450	7311-37C16AWG-U0BK8-00	37	7 X 0.488	0.76	2.03	26.1	1070
	01451	7311-48C16AWG-U0BK8-00	48	7 X 0.488	0.76	2.03	29.7	1347
01452	7311-61C16AWG-U0BK8-00	61	7 X 0.488	0.76	2.03	32.3	1655	

Size (AWG)	Order No.	MESC Code	Conductors	StrandsX Diameter No. X mm	Insulation thickness mm	Nominal Jacket thickness mm	Approx. O. D. mm	Approx. Weight Kg./Km
14	01453	7311-02C14AWG-U0BK8-00	2	7 X 0.615	1.14	1.14	11.0	171
	01454	7311-03C14AWG-U0BK8-00	3	7 X 0.615	1.14	1.14	11.6	203
	01455	7311-04C14AWG-U0BK8-00	4	7 X 0.615	1.14	1.14	12.7	246
	01456	7311-05C14AWG-U0BK8-00	5	7 X 0.615	1.14	1.52	14.7	323
	01457	7311-06C14AWG-U0BK8-00	6	7 X 0.615	1.14	1.52	16.2	389
	01458	7311-07C14AWG-U0BK8-00	7	7 X 0.615	1.14	1.52	16.2	405
	01459	7311-08C14AWG-U0BK8-00	8	7 X 0.615	1.14	1.52	17.6	474
	01460	7311-09C14AWG-U0BK8-00	9	7 X 0.615	1.14	1.52	18.8	542
	01461	7311-10C14AWG-U0BK8-00	10	7 X 0.615	1.14	1.52	20.4	557
	01462	7311-12C14AWG-U0BK8-00	12	7 X 0.615	1.14	1.52	21.2	643
	01463	7311-15C14AWG-U0BK8-00	15	7 X 0.615	1.14	2.03	24.4	838
	01464	7311-16C14AWG-U0BK8-00	16	7 X 0.615	1.14	2.03	24.4	885
	01465	7311-19C14AWG-U0BK8-00	19	7 X 0.615	1.14	2.03	25.7	1005
	01466	7311-20C14AWG-U0BK8-00	20	7 X 0.615	1.14	2.03	27.1	1071
	01467	7311-24C14AWG-U0BK8-00	24	7 X 0.615	1.14	2.03	29.9	1240
	01468	7311-25C14AWG-U0BK8-00	25	7 X 0.615	1.14	2.03	29.9	1282
	01469	7311-27C14AWG-U0BK8-00	27	7 X 0.615	1.14	2.03	30.6	1364
	01470	7311-30C14AWG-U0BK8-00	30	7 X 0.615	1.14	2.03	31.6	1486
	01471	7311-37C14AWG-U0BK8-00	37	7 X 0.615	1.14	2.03	34.1	1779
	01472	7311-48C14AWG-U0BK8-00	48	7 X 0.615	1.14	2.03	39.1	2256
01473	7311-61C14AWG-U0BK8-00	61	7 X 0.615	1.14	2.79	44.1	2930	

* Non THHW size, complies with WC70.

INSTRUMENTATION / PROCESS CONTROL CABLES
TRAY CABLE 600 VOLTS TYPE TC (UL)
PVC INSULATED MULTICONDUCTOR
UNSHIELDED CABLES


Size (AWG)	Order No.	MESC Code	Conductors	StrandsX Diameter No. X mm	Insulation thickness mm	Nominal Jacket thickness mm	Approx. O. D. mm	Approx. Weight Kg./Km
12	01474	7311-02C12AWG-U0BK8-00	2	7 X 0.775	1.14	1.14	11.9	213
	01475	7311-03C12AWG-U0BK8-00	3	7 X 0.775	1.14	1.14	12.6	258
	01476	7311-04C12AWG-U0BK8-00	4	7 X 0.775	1.14	1.52	14.6	340
	01477	7311-05C12AWG-U0BK8-00	5	7 X 0.775	1.14	1.52	16.0	413
	01478	7311-06C12AWG-U0BK8-00	6	7 X 0.775	1.14	1.52	17.6	495
	01479	7311-07C12AWG-U0BK8-00	7	7 X 0.775	1.14	1.52	17.6	519
	01480	7311-08C12AWG-U0BK8-00	8	7 X 0.775	1.14	1.52	19.1	606
	01481	7311-09C12AWG-U0BK8-00	9	7 X 0.775	1.14	1.52	20.5	697
	01482	7311-10C12AWG-U0BK8-00	10	7 X 0.775	1.14	2.03	23.3	774
	01483	7311-12C12AWG-U0BK8-00	12	7 X 0.775	1.14	2.03	24.0	886
	01484	7311-15C12AWG-U0BK8-00	15	7 X 0.775	1.14	2.03	26.6	1081
	01485	7311-16C12AWG-U0BK8-00	16	7 X 0.775	1.14	2.03	26.6	1143
	01486	7311-19C12AWG-U0BK8-00	19	7 X 0.775	1.14	2.03	28.0	1302
	01487	7311-20C12AWG-U0BK8-00	20	7 X 0.775	1.14	2.03	29.6	1391
	01488	7311-24C12AWG-U0BK8-00	24	7 X 0.775	1.14	2.03	32.7	1615
	01489	7311-25C12AWG-U0BK8-00	25	7 X 0.775	1.14	2.03	32.7	1673
	01490	7311-27C12AWG-U0BK8-00	27	7 X 0.775	1.14	2.03	33.5	1785
	01491	7311-30C12AWG-U0BK8-00	30	7 X 0.775	1.14	2.03	34.6	1949
	01492	7311-37C12AWG-U0BK8-00	37	7 X 0.775	1.14	2.03	37.4	2345
	01493	7311-48C12AWG-U0BK8-00	48	7 X 0.775	1.14	2.79	44.4	3130

Size (AWG)	Order No.	MESC Code	Conductors	StrandsX Diameter No. X mm	Insulation thickness mm	Nominal Jacket thickness mm	Approx. O. D. mm	Approx. Weight Kg./Km
10	01494	7311-02C10AWG-U0BK8-00	2	7 X 0.978	1.14	1.14	13.1	276
	01495	7311-03C10AWG-U0BK8-00	3	7 X 0.978	1.14	1.52	14.7	367
	01496	7311-04C10AWG-U0BK8-00	4	7 X 0.978	1.14	1.52	16.0	446
	01497	7311-05C10AWG-U0BK8-00	5	7 X 0.978	1.14	1.52	17.6	545
	01498	7311-06C10AWG-U0BK8-00	6	7 X 0.978	1.14	1.52	19.4	655
	01499	7311-07C10AWG-U0BK8-00	7	7 X 0.978	1.14	1.52	19.4	695
	01500	7311-08C10AWG-U0BK8-00	8	7 X 0.978	1.14	2.03	22.2	866
	01501	7311-09C10AWG-U0BK8-00	9	7 X 0.978	1.14	2.03	23.7	988
	01502	7311-10C10AWG-U0BK8-00	10	7 X 0.978	1.14	2.03	25.7	1027
	01503	7311-12C10AWG-U0BK8-00	12	7 X 0.978	1.14	2.03	26.6	1191
	01504	7311-15C10AWG-U0BK8-00	15	7 X 0.978	1.14	2.03	29.4	1450
	01505	7311-16C10AWG-U0BK8-00	16	7 X 0.978	1.14	2.03	29.4	1537
	01506	7311-19C10AWG-U0BK8-00	19	7 X 0.978	1.14	2.03	31.0	1762
	01507	7311-20C10AWG-U0BK8-00	20	7 X 0.978	1.14	2.03	32.8	1879
	01508	7311-24C10AWG-U0BK8-00	24	7 X 0.978	1.14	2.03	36.3	2191
	01509	7311-25C10AWG-U0BK8-00	25	7 X 0.978	1.14	2.03	36.3	2272
	01510	7311-27C10AWG-U0BK8-00	27	7 X 0.978	1.14	2.03	37.2	2428
	01511	7311-30C10AWG-U0BK8-00	30	7 X 0.978	1.14	2.03	38.5	2663
	01512	7311-37C10AWG-U0BK8-00	37	7 X 0.978	1.14	2.03	41.7	3221



**INSTRUMENTATION / PROCESS CONTROL CABLES
 TRAY CABLE 600 VOLTS TYPE TC (UL)
 PVC INSULATED MULTICONDUCTOR
 SHIELDED CABLES**

Temperature range - 40°C to + 90°C
 Specifications : UL1277, UL83 & NEMA WC57/ICEA S-73-532



- Application :** : Industrial signalling and process control circuit in dry or wet locations.
 The cable can be used in cable trays conduit or direct burial application.
- **Conductor** : Plain copper to ASTM B3, stranded to class B of ASTM B8.
 - **Insulation** : Flame retardant PVC rated 90° C to UL 1581. UL Type THHW conductors rated VW-1.
 - **Shielding** : Insulated cores are cabled and shielded with aluminium polyester tape for 100% coverage with a tinned copper drain wire.
 - **Jacket** : Extruded black PVC as per UL1277, oil and sunlight resistant, passes flame test as per IEEE - 383 (70000 BTU). The jacket is impervious to vapour and moisture penetration.

Colour Code	
Conductor No.	Colour
1	Black
2	Red
3	Blue
4	Orange
5	Yellow
6 and above	Black with number printing
Other colour codes can be manufactured on request	

INSTRUMENTATION / PROCESS CONTROL CABLES
TRAY CABLE 600 VOLTS TYPE TC (UL)
PVC INSULATED MULTICONDUCTOR
SHIELDED CABLES

Size (AWG)	Order No.	MESC Code	Conductors	StrandsX Diameter No. X mm	Insulation thickness mm	Nominal Jacket thickness mm	Approx. O. D. mm	Approx. Weight Kg./Km
16 *	02408	0211-02C16AWG-U0BK8-06	2	7 X 0.488	0.76	1.14	9.0	117
	02409	0211-03C16AWG-U0BK8-06	3	7 X 0.488	0.76	1.14	9.5	137
	02410	0211-04C16AWG-U0BK8-06	4	7 X 0.488	0.76	1.14	10.2	161
	02411	0211-05C16AWG-U0BK8-06	5	7 X 0.488	0.76	1.14	11.1	192
	02412	0211-06C16AWG-U0BK8-06	6	7 X 0.488	0.76	1.14	12.1	229
	02413	0211-07C16AWG-U0BK8-06	7	7 X 0.488	0.76	1.14	12.1	239
	02414	0211-08C16AWG-U0BK8-06	8	7 X 0.488	0.76	1.14	13.1	277
	02415	0211-09C16AWG-U0BK8-06	9	7 X 0.488	0.76	1.52	14.7	339
	02416	0211-10C16AWG-U0BK8-06	10	7 X 0.488	0.76	1.52	15.9	353
	02417	0211-12C16AWG-U0BK8-06	12	7 X 0.488	0.76	1.52	16.4	402
	02418	0211-15C16AWG-U0BK8-06	15	7 X 0.488	0.76	1.52	18.1	486
	02419	0211-16C16AWG-U0BK8-06	16	7 X 0.488	0.76	1.52	18.1	512
	02420	0211-19C16AWG-U0BK8-06	19	7 X 0.488	0.76	1.52	19.0	579
	02421	0211-20C16AWG-U0BK8-06	20	7 X 0.488	0.76	1.52	20.0	615
	02422	0211-24C16AWG-U0BK8-06	24	7 X 0.488	0.76	2.03	23.1	766
	02423	0211-25C16AWG-U0BK8-06	25	7 X 0.488	0.76	2.03	23.1	790
	02424	0211-27C16AWG-U0BK8-06	27	7 X 0.488	0.76	2.03	23.6	838
	02425	0211-30C16AWG-U0BK8-06	30	7 X 0.488	0.76	2.03	24.4	913
	02426	0211-37C16AWG-U0BK8-06	37	7 X 0.488	0.76	2.03	26.2	1083
	02427	0211-48C16AWG-U0BK8-06	48	7 X 0.488	0.76	2.03	29.8	1361
02428	0211-61C16AWG-U0BK8-06	61	7 X 0.488	0.76	2.03	32.4	1669	

Size (AWG)	Order No.	MESC Code	Conductors	StrandsX Diameter No. X mm	Insulation thickness mm	Nominal Jacket thickness mm	Approx. O. D. mm	Approx. Weight Kg./Km
14	02429	0211-02C14AWG-U0BK8-06	2	7 X 0.615	1.14	1.14	11.3	186
	02430	0211-03C14AWG-U0BK8-06	3	7 X 0.615	1.14	1.14	11.9	218
	02431	0211-04C14AWG-U0BK8-06	4	7 X 0.615	1.14	1.14	13.0	261
	02432	0211-05C14AWG-U0BK8-06	5	7 X 0.615	1.14	1.52	15.0	340
	02433	0211-06C14AWG-U0BK8-06	6	7 X 0.615	1.14	1.52	16.3	403
	02434	0211-07C14AWG-U0BK8-06	7	7 X 0.615	1.14	1.52	16.3	419
	02435	0211-08C14AWG-U0BK8-06	8	7 X 0.615	1.14	1.52	17.7	488
	02436	0211-09C14AWG-U0BK8-06	9	7 X 0.615	1.14	1.52	18.9	557
	02437	0211-10C14AWG-U0BK8-06	10	7 X 0.615	1.14	1.52	20.5	573
	02438	0211-12C14AWG-U0BK8-06	12	7 X 0.615	1.14	1.52	21.2	659
	02439	0211-15C14AWG-U0BK8-06	15	7 X 0.615	1.14	2.03	24.5	855
	02440	0211-16C14AWG-U0BK8-06	16	7 X 0.615	1.14	2.03	24.5	901
	02441	0211-19C14AWG-U0BK8-06	19	7 X 0.615	1.14	2.03	25.8	1021
	02442	0211-20C14AWG-U0BK8-06	20	7 X 0.615	1.14	2.03	27.2	1088
	02443	0211-24C14AWG-U0BK8-06	24	7 X 0.615	1.14	2.03	30.0	1258
	02444	0211-25C14AWG-U0BK8-06	25	7 X 0.615	1.14	2.03	30.0	1300
	02445	0211-27C14AWG-U0BK8-06	27	7 X 0.615	1.14	2.03	30.7	1382
	02446	0211-30C14AWG-U0BK8-06	30	7 X 0.615	1.14	2.03	31.7	1504
	02447	0211-37C14AWG-U0BK8-06	37	7 X 0.615	1.14	2.03	34.2	1798
	02448	0211-48C14AWG-U0BK8-06	48	7 X 0.615	1.14	2.03	39.2	2276
02449	0211-61C14AWG-U0BK8-06	61	7 X 0.615	1.14	2.79	44.2	2951	

* Non THHW size , complies with NEMA WC57.




INSTRUMENTATION / PROCESS CONTROL CABLES
TRAY CABLE 600 VOLTS TYPE TC (UL)
PVC INSULATED MULTICONDUCTOR
SHIELDED CABLES

Size (AWG)	Order No.	MESC Code	Conductors	StrandsX Diameter No. X mm	Insulation thickness mm	Nominal Jacket thickness mm	Approx. O. D. mm	Approx. Weight Kg./Km
12	02450	0211-02C12AWG-U0BK8-06	2	7 X 0.775	1.14	1.14	12.2	244
	02451	0211-03C12AWG-U0BK8-06	3	7 X 0.775	1.14	1.14	12.9	289
	02452	0211-04C12AWG-U0BK8-06	4	7 X 0.775	1.14	1.52	14.9	366
	02453	0211-05C12AWG-U0BK8-06	5	7 X 0.775	1.14	1.52	16.3	439
	02454	0211-06C12AWG-U0BK8-06	6	7 X 0.775	1.14	1.52	17.7	517
	02455	0211-07C12AWG-U0BK8-06	7	7 X 0.775	1.14	1.52	17.7	542
	02456	0211-08C12AWG-U0BK8-06	8	7 X 0.775	1.14	1.52	19.2	629
	02457	0211-09C12AWG-U0BK8-06	9	7 X 0.775	1.14	1.52	20.6	721
	02458	0211-10C12AWG-U0BK8-06	10	7 X 0.775	1.14	2.03	23.4	798
	02459	0211-12C12AWG-U0BK8-06	12	7 X 0.775	1.14	2.03	24.1	911
	02460	0211-15C12AWG-U0BK8-06	15	7 X 0.775	1.14	2.03	26.7	1106
	02461	0211-16C12AWG-U0BK8-06	16	7 X 0.775	1.14	2.03	26.7	1168
	02462	0211-19C12AWG-U0BK8-06	19	7 X 0.775	1.14	2.03	28.1	1328
	02463	0211-20C12AWG-U0BK8-06	20	7 X 0.775	1.14	2.03	29.7	1417
	02464	0211-24C12AWG-U0BK8-06	24	7 X 0.775	1.14	2.03	32.8	1642
	02465	0211-25C12AWG-U0BK8-06	25	7 X 0.775	1.14	2.03	32.8	1700
	02466	0211-27C12AWG-U0BK8-06	27	7 X 0.775	1.14	2.03	33.6	1812
	02467	0211-30C12AWG-U0BK8-06	30	7 X 0.775	1.14	2.03	34.7	1976
	02468	0211-37C12AWG-U0BK8-06	37	7 X 0.775	1.14	2.03	37.5	2373
	02469	0211-48C12AWG-U0BK8-06	48	7 X 0.775	1.14	2.79	44.5	3160

Size (AWG)	Order No.	MESC Code	Conductors	StrandsX Diameter No. X mm	Insulation thickness mm	Nominal Jacket thickness mm	Approx. O. D. mm	Approx. Weight Kg./Km
10	02470	0211-02C10AWG-U0BK8-06	2	7 X 0.978	1.14	1.14	13.4	320
	02471	0211-03C10AWG-U0BK8-06	3	7 X 0.978	1.14	1.52	15.0	412
	02472	0211-04C10AWG-U0BK8-06	4	7 X 0.978	1.14	1.52	16.3	483
	02473	0211-05C10AWG-U0BK8-06	5	7 X 0.978	1.14	1.52	17.9	583
	02474	0211-06C10AWG-U0BK8-06	6	7 X 0.978	1.14	1.52	19.5	689
	02475	0211-07C10AWG-U0BK8-06	7	7 X 0.978	1.14	1.52	19.5	729
	02476	0211-08C10AWG-U0BK8-06	8	7 X 0.978	1.14	1.52	21.2	845
	02477	0211-09C10AWG-U0BK8-06	9	7 X 0.978	1.14	2.03	23.8	1023
	02478	0211-10C10AWG-U0BK8-06	10	7 X 0.978	1.14	2.03	25.8	1062
	02479	0211-12C10AWG-U0BK8-06	12	7 X 0.978	1.14	2.03	26.7	1227
	02480	0211-15C10AWG-U0BK8-06	15	7 X 0.978	1.14	2.03	29.5	1486
	02481	0211-16C10AWG-U0BK8-06	16	7 X 0.978	1.14	2.03	29.5	1573
	02482	0211-19C10AWG-U0BK8-06	19	7 X 0.978	1.14	2.03	31.1	1799
	02483	0211-20C10AWG-U0BK8-06	20	7 X 0.978	1.14	2.03	32.9	1916
	02484	0211-24C10AWG-U0BK8-06	24	7 X 0.978	1.14	2.03	36.4	2229
	02485	0211-25C10AWG-U0BK8-06	25	7 X 0.978	1.14	2.03	36.4	2310
	02486	0211-27C10AWG-U0BK8-06	27	7 X 0.978	1.14	2.03	37.3	2466
	02487	0211-30C10AWG-U0BK8-06	30	7 X 0.978	1.14	2.03	38.6	2702
	02488	0211-37C10AWG-U0BK8-06	37	7 X 0.978	1.14	2.03	41.8	3261

INSTRUMENTATION / PROCESS CONTROL CABLES TRAY CABLE 600 VOLTS (TYPE TC) XLPE INSULATED MULTI PAIR / MULTI TRIAD UNSHIELDED

Temperature range - 40°C to + 90°C
Specifications: UL1277, ICEA S-82-552



- Application :** : Can be used in cable tray, conduit or direct burial application for instrumentation / process control, in dry or wet location.
- **Conductor** : Tinned copper to ASTM B33, stranded to class-B/ class-C of ASTM B8 .
 - **Insulation** : Flame retardant XLPE to ICEA S-82-552. UL rated VW-1 conductors.
 - **Pair Colour Code** : White and black with pair number on white conductor.
 - **Triple Colour Code** : White, black and red with triple number on white conductor.
 - **Pairs/Triples Twisting** : All pairs / triples are twisted to counter electromagnetic noise.
 - **Assembly** : Twisted pairs / triples are cabled with non-hygroscopic fillers if necessary and the entire assembly is covered with a polyester tape if required.
 - **Jacket** : Extruded black PVC as per UL1277, oil and sunlight resistant, passes flame test as per IEEE - 383 (70000 BTU). The jacket is impervious to vapour and moisture penetration.

Note: Special jacket material (CPE) can be supplied on demand.

**INSTRUMENTATION / PROCESS CONTROL CABLES
TRAY CABLE 600 VOLTS (TYPE TC)
XLPE INSULATED MULTI PAIR / MULTI TRIAD
UNSHIELDED**

PAIRS

SIZE (AWG)	Order No.	MESC Code	pairs	Strands X diameter No. X mm	Insulation thickness mm	Nominal Jacket Thickness mm	Approx. O.D. mm	Approx. weight Kg/Km
18	01513	0124-01P18AWG-U0BK8-06	1	7 X 0.386	0.64	1.14	7.8	65
	01514	0124-02P18AWG-U0BK8-06	2	7 X 0.386	0.64	1.14	11.9	110
	01515	0124-03P18AWG-U0BK8-06	3	7 X 0.386	0.64	1.14	12.9	140
	01516	0124-04P18AWG-U0BK8-06	4	7 X 0.386	0.64	1.52	14.7	195
	01517	0124-06P18AWG-U0BK8-06	6	7 X 0.386	0.64	1.52	16.9	255
	01518	0124-08P18AWG-U0BK8-06	8	7 X 0.386	0.64	1.52	17.9	310
	01519	0124-12P18AWG-U0BK8-06	12	7 X 0.386	0.64	2.03	22.1	475
	01520	0124-16P18AWG-U0BK8-06	16	7 X 0.386	0.64	2.03	24.8	595
	01521	0124-20P18AWG-U0BK8-06	20	7 X 0.386	0.64	2.03	27.2	710
	01522	0124-24P18AWG-U0BK8-06	24	7 X 0.386	0.64	2.03	29.3	820
	01523	0124-32P18AWG-U0BK8-06	32	7 X 0.386	0.64	2.03	33.2	1040
	01524	0124-36P18AWG-U0BK8-06	36	7 X 0.386	0.64	2.03	34.9	1150
	01525	0124-40P18AWG-U0BK8-06	40	7 X 0.386	0.64	2.03	36.6	1260
	01526	0124-50P18AWG-U0BK8-06	50	7 X 0.386	0.64	2.03	40.3	1525

SIZE (AWG)	Order No.	MESC Code	pairs	Strands X diameter No. X mm	Insulation thickness mm	Nominal Jacket Thickness mm	Approx. O.D. mm	Approx. weight Kg/Km
16	01527	0124-01P16AWG-U0BK8-06	1	7 X 0.488	0.64	1.14	8.4	75
	01528	0124-02P16AWG-U0BK8-06	2	7 X 0.488	0.64	1.14	13.0	135
	01529	0124-03P16AWG-U0BK8-06	3	7 X 0.488	0.64	1.52	14.9	200
	01530	0124-04P16AWG-U0BK8-06	4	7 X 0.488	0.64	1.52	16.0	245
	01531	0124-06P16AWG-U0BK8-06	6	7 X 0.488	0.64	1.52	18.5	330
	01532	0124-08P16AWG-U0BK8-06	8	7 X 0.488	0.64	1.52	19.5	400
	01533	0124-12P16AWG-U0BK8-06	12	7 X 0.488	0.64	2.03	24.2	615
	01534	0124-16P16AWG-U0BK8-06	16	7 X 0.488	0.64	2.03	27.2	780
	01535	0124-20P16AWG-U0BK8-06	20	7 X 0.488	0.64	2.03	29.9	935
	01536	0124-24P16AWG-U0BK8-06	24	7 X 0.488	0.64	2.03	32.3	1090
	01537	0124-32P16AWG-U0BK8-06	32	7 X 0.488	0.64	2.03	36.6	1395
	01538	0124-36P16AWG-U0BK8-06	36	7 X 0.488	0.64	2.03	38.5	1550
	01539	0124-40P16AWG-U0BK8-06	40	7 X 0.488	0.64	2.03	40.4	1695

SIZE (AWG)	Order No.	MESC Code	pairs	Strands X diameter No. X mm	Insulation thickness mm	Nominal Jacket Thickness mm	Approx. O.D. mm	Approx. weight Kg/Km
14	01540	0124-01P14AWG-U 0BK8-06	1	19 X 0.373	0.76	1.14	9.7	105
	01541	0124-02P14AWG-U 0BK8-06	2	19 X 0.373	0.76	1.52	16.1	215
	01542	0124-03P14AWG-U 0BK8-06	3	19 X 0.373	0.76	1.52	17.5	280
	01543	0124-04P14AWG-U 0BK8-06	4	19 X 0.373	0.76	1.52	18.9	340
	01544	0124-06P14AWG-U 0BK8-06	6	19 X 0.373	0.76	2.03	23.0	520
	01545	0124-08P14AWG-U 0BK8-06	8	19 X 0.373	0.76	2.03	24.2	635
	01546	0124-12P14AWG-U 0BK8-06	12	19 X 0.373	0.76	2.03	28.7	885
	01547	0124-16P14AWG-U 0BK8-06	16	19 X 0.373	0.76	2.03	32.4	1130
	01548	0124-20P14AWG-U 0BK8-06	20	19 X 0.373	0.76	2.03	35.7	1365
	01549	0124-24P14AWG-U 0BK8-06	24	19 X 0.373	0.76	2.03	38.7	1605
	01550	0124-30P14AWG-U 0BK8-06	30	19 X 0.373	0.76	2.03	42.7	1950

INSTRUMENTATION / PROCESS CONTROL CABLES
 TRAY CABLE 600 VOLTS (TYPE TC)
 XLPE INSULATED MULTI PAIR / MULTI TRIAD
 UNSHIELDED

TRIPLES

SIZE (AWG)	Order No.	MESC Code	Triples	Strands X diameter No. X mm	Insulation thickness mm	Nominal Jacket Thickness mm	Approx. O.D. mm	Approx. weight Kg/Km
18	01551	0124-01T18AWG-U0BK8-06	1	7 X 0.386	0.64	1.14	8.2	75
	01552	0124-02T18AWG-U0BK8-06	2	7 X 0.386	0.64	1.52	14.5	170
	01553	0124-03T18AWG-U0BK8-06	3	7 X 0.386	0.64	1.52	15.3	210
	01554	0124-04T18AWG-U0BK8-06	4	7 X 0.386	0.64	1.52	16.7	255
	01555	0124-06T18AWG-U0BK8-06	6	7 X 0.386	0.64	1.52	20.3	350
	01556	0124-08T18AWG-U0BK8-06	8	7 X 0.386	0.64	2.03	22.4	475
	01557	0124-12T18AWG-U0BK8-06	12	7 X 0.386	0.64	2.03	26.5	655
	01558	0124-16T18AWG-U0BK8-06	16	7 X 0.386	0.64	2.03	29.9	830
	01559	0124-20T18AWG-U0BK8-06	20	7 X 0.386	0.64	2.03	32.8	990
	01560	012424T18AWG-U0BK8-06	24	7 X 0.386	0.64	2.03	35.5	1155
	01561	0124-32T18AWG-U0BK8-06	32	7 X 0.386	0.64	2.03	40.3	1475
01562	0124-36T18AWG-U0BK8-06	36	7 X 0.386	0.64	2.03	42.5	1635	


SIZE (AWG)	Order No.	MESC Code	Triples	Strands X diameter No. X mm	Insulation thickness mm	Nominal Jacket Thickness mm	Approx. O.D. mm	Approx. weight Kg/Km
16	01563	0124-01T16AWG-U0BK8-06	1	7 X 0.488	0.64	1.14	8.9	95
	01564	0124-02T16AWG-U0BK8-06	2	7 X 0.488	0.64	1.52	15.8	210
	01565	0124-03T16AWG-U0BK8-06	3	7 X 0.488	0.64	1.52	16.7	265
	01566	0124-04T16AWG-U0BK8-06	4	7 X 0.488	0.64	1.52	18.2	325
	01567	0124-06T16AWG-U0BK8-06	6	7 X 0.488	0.64	2.03	23.3	510
	01568	0124-08T16AWG-U0BK8-06	8	7 X 0.488	0.64	2.03	24.6	620
	01569	0124-12T16AWG-U0BK8-06	12	7 X 0.488	0.64	2.03	29.1	865
	01570	0124-16T16AWG-U0BK8-06	16	7 X 0.488	0.64	2.03	32.9	1100
	01571	0124-20T16AWG-U0BK8-06	20	7 X 0.488	0.64	2.03	36.2	1330
	01572	0124-24T16AWG-U0BK8-06	24	7 X 0.488	0.64	2.03	39.2	1555

SIZE (AWG)	Order No.	MESC Code	Triples	Strands X diameter No. X mm	Insulation thickness mm	Nominal Jacket Thickness mm	Approx. O.D. mm	Approx. weight Kg/Km
14	01573	0124-01T14AWG-U0BK8-06	1	19 X 0.373	0.76	1.14	10.3	135
	01574	0124-02T14AWG-U0BK8-06	2	19 X 0.373	0.76	1.52	18.5	285
	01575	0124-03T14AWG-U0BK8-06	3	19 X 0.373	0.76	1.52	19.7	370
	01576	0124-04T14AWG-U0BK8-06	4	19 X 0.373	0.76	2.03	22.5	515
	01577	0124-06T14AWG-U0BK8-06	6	19 X 0.373	0.76	2.03	27.4	715
	01578	0124-08T14AWG-U0BK8-06	8	19 X 0.373	0.76	2.03	29.0	885
	01579	0124-12T14AWG-U0BK8-06	12	19 X 0.373	0.76	2.03	34.5	1245
	01580	0124-16T14AWG-U0BK8-06	16	19 X 0.373	0.76	2.03	39.2	1605
	01581	0124-20T14AWG-U0BK8-06	20	19 X 0.373	0.76	2.03	43.2	1945



**INSTRUMENTATION / PROCESS CONTROL CABLES
TRAY CABLE 600 VOLTS (TYPE TC)
XLPE INSULATED MULTI PAIR / MULTI TRIAD
OVERALL SHIELDED**

Temperature range - 40°C to + 90°C
Specifications: UL1277, ICEA S-82-552



Application : : Can be used in cable tray, conduit or direct burial application for instrumentation / process control, in dry or wet location.

- **Conductor** : Tinned copper to ASTM B33, stranded to class-B/ class-C of ASTM B8.
- **Insulation** : Flame retardant XLPE to ICEA S-82-552. UL rated VW-1 conductors.
- **Pair Colour Code** : White and black with pair number on white conductor.
- **Triple Colour Code** : White, black and red with triple number on white conductor.
- **Pairs/Triples Twisting** : All pairs / triples are twisted to counter electromagnetic noise.
- **Overall Shielding** : Twisted pairs / triples are cabled with non-hygroscopic fillers if necessary and the entire assembly is shielded with aluminum polyester tape and a tinned copper drain wire.
- **Jacket** : Extruded black PVC as per UL1277, oil and sunlight resistant, passes flame test as per IEEE - 383 (70000 BTU). The jacket is impervious to vapour and moisture penetration.

Note: Special jacket material (CPE)can be supplied on demand.

**INSTRUMENTATION / PROCESS CONTROL CABLES
TRAY CABLE 600 VOLTS (TYPE TC)
XLPE INSULATED MULTI PAIR / MULTI TRIAD
OVERALL SHIELDED**

PAIRS

SIZE (AWG)	Order No.	MESC Code	Pairs	Strands X diameter No X mm	Insulation thickness mm	Nominal jacket thickness mm	Approx. O.D. mm	Approx. Weight Kg/Km
18	02489	0224-01P18AWG-U0BK8-06	1	7 X 0.386	0.64	1.14	7.8	65
	02490	0224-02P18 AWG-U0BK8-06	2	7 X 0.386	0.64	1.14	11.9	115
	02491	0224-03P18AWG-U0BK8-06	3	7 X 0.386	0.64	1.14	12.9	140
	02492	0224-04P18AWG-U0BK8-06	4	7 X 0.386	0.64	1.52	14.7	195
	02493	0224-06P18AWG-U0BK8-06	6	7 X 0.386	0.64	1.52	16.9	255
	02494	0224-08P18AWG-U0BK8-06	8	7 X 0.386	0.64	1.52	17.9	305
	02495	0224-12P18AWG-U0BK8-06	12	7 X 0.386	0.64	2.03	22.1	470
	02496	0224-16P18AWG-U0BK8-06	16	7 X 0.386	0.64	2.03	24.8	585
	02497	0224-20P18AWG-U0BK8-06	20	7 X 0.386	0.64	2.03	27.2	695
	02498	0224-24P18AWG-U0BK8-06	24	7 X 0.386	0.64	2.03	29.3	805
	02499	0224-32P18AWG-U0BK8-06	32	7 X 0.386	0.64	2.03	33.2	1020
	02500	0224-36P18AWG-U0BK8-06	36	7 X 0.386	0.64	2.03	34.9	1125
	02501	0224-40P18AWG-U0BK8-06	40	7 X 0.386	0.64	2.03	36.6	1230
	02502	0224-50P18AWG-U0BK8-06	50	7 X 0.386	0.64	2.03	40.3	1490

SIZE (AWG)	Order No.	MESC Code	Pairs	Strands X diameter No X mm	Insulation thickness mm	Nominal jacket thickness mm	Approx. O.D. mm	Approx. Weight Kg/Km
16	02503	0224-01P16AWG-U0BK8-06	1	7 X 0.488	0.64	1.14	8.4	85
	02504	0224-02P16AWG-U0BK8-06	2	7 X 0.488	0.64	1.14	13.0	140
	02505	0224-03P16AWG-U0BK8-06	3	7 X 0.488	0.64	1.14	14.1	180
	02506	0224-04P16AWG-U0BK8-06	4	7 X 0.488	0.64	1.52	16.0	245
	02507	0224-06P16AWG-U0BK8-06	6	7 X 0.488	0.64	1.52	18.5	330
	02508	0224-08P16AWG-U0BK8-06	8	7 X 0.488	0.64	1.52	19.5	400
	02509	0224-12P16AWG-U0BK8-06	12	7 X 0.488	0.64	2.03	24.2	610
	02510	0224-16P16AWG-U0BK8-06	16	7 X 0.488	0.64	2.03	27.2	765
	02511	0224-20P16AWG-U0BK8-06	20	7 X 0.488	0.64	2.03	23.9	920
	02512	0224-24P16AWG-U0BK8-06	24	7 X 0.488	0.64	2.03	32.3	1070
	02513	0224-32P16AWG-U0BK8-06	32	7 X 0.488	0.64	2.03	36.6	1370
	02514	0224-36P16AWG-U0BK8-06	36	7 X 0.488	0.64	2.03	38.5	1515
	02515	0224-40P16AWG-U0BK8-06	40	7 X 0.488	0.64	2.03	40.4	1660

SIZE (AWG)	Order No.	MESC Code	Pairs	Strands X diameter No X mm	Insulation thickness mm	Nominal jacket thickness mm	Approx. O.D. mm	Approx. Weight Kg/Km
14	02516	0224-01P14AWG-U0BK8-06	1	19 X 0.373	0.76	1.14	9.7	115
	02517	0224-02P14AWG-U0BK8-06	2	19 X 0.373	0.76	1.52	16.0	220
	02518	0224-03P14AWG-U0BK8-06	3	19 X 0.373	0.76	1.52	17.4	280
	02519	0224-04P14AWG-U0BK8-06	4	19 X 0.373	0.76	1.52	18.8	345
	02520	0224-06P14AWG-U0BK8-06	6	19 X 0.373	0.76	2.03	22.9	515
	02521	0224-08P14AWG-U0BK8-06	8	19 X 0.373	0.76	2.03	24.1	630
	02522	0224-12P14AWG-U0BK8-06	12	19 X 0.373	0.76	2.03	28.5	870
	02523	0224-16P14AWG-U0BK8-06	16	19 X 0.373	0.76	2.03	32.2	1105
	02524	0224-20P14AWG-U0BK8-06	20	19 X 0.373	0.76	2.03	35.5	1340
	02525	0224-24P14AWG-U0BK8-06	24	19 X 0.373	0.76	2.03	38.5	1565

INSTRUMENTATION / PROCESS CONTROL CABLES
TRAY CABLE 600 VOLTS (TYPE TC)
XLPE INSULATED MULTI PAIR/MULTI TRIAD
OVERALL SHIELDED

TRIPLES


SIZE (AWG)	Order No.	MESC Code	Triples	Strands X diameter No X mm	Insulation thickness mm	Nominal jacket thickness mm	Approx. O.D. mm	Approx. Weight Kg/Km
18	02526	0224-01T18AWG-U0BK8-06	1	7 X 0.386	0.64	1.14	8.2	80
	02527	0224-02T18AWG-U0BK8-06	2	7 X 0.386	0.64	1.52	14.5	170
	02528	0224-03T18AWG-U0BK8-06	3	7 X 0.386	0.64	1.52	15.3	210
	02529	0224-04T18AWG-U0BK8-06	4	7 X 0.386	0.64	1.52	16.7	255
	02530	0224-06T18AWG-U0BK8-06	6	7 X 0.386	0.64	1.52	20.3	350
	02531	0224-08T18AWG-U0BK8-06	8	7 X 0.386	0.64	2.03	22.4	470
	02532	0224-12T18AWG-U0BK8-06	12	7 X 0.386	0.64	2.03	26.5	645
	02533	0224-16T18AWG-U0BK8-06	16	7 X 0.386	0.64	2.03	29.9	815
	02534	0224-20T18AWG-U0BK8-06	20	7 X 0.386	0.64	2.03	32.8	970
	02535	0224-24T18AWG-U0BK8-06	24	7 X 0.386	0.64	2.03	35.5	1130
	02536	0224-32T18AWG-U0BK8-06	32	7 X 0.386	0.64	2.03	40.3	1440
02537	0224-36T18AWG-U0BK8-06	36	7 X 0.386	0.64	2.03	42.5	1600	

SIZE (AWG)	Order No.	MESC Code	Triples	Strands X diameter No X mm	Insulation thickness mm	Nominal jacket thickness mm	Approx. O.D. mm	Approx. Weight Kg/Km
16	02538	0224-01T16AWG-U0BK8-06	1	7 X 0.488	0.64	1.14	8.9	100
	02539	0224-02T16AWG-U0BK8-06	2	7 X 0.488	0.64	1.52	15.8	215
	02540	0224-03T16AWG-U0BK8-06	3	7 X 0.488	0.64	1.52	16.7	265
	02541	0224-04T16AWG-U0BK8-06	4	7 X 0.488	0.64	1.52	18.2	325
	02542	0224-06T16AWG-U0BK8-06	6	7 X 0.488	0.64	2.03	23.3	505
	02543	0224-08T16AWG-U0BK8-06	8	7 X 0.488	0.64	2.03	24.6	615
	02544	0224-12T16AWG-U0BK8-06	12	7 X 0.488	0.64	2.03	29.1	850
	02545	0224-16T16AWG-U0BK8-06	16	7 X 0.488	0.64	2.03	32.9	1080
	02546	0224-20T16AWG-U0BK8-06	20	7 X 0.488	0.64	2.03	36.2	1300
	02547	0224-24T16AWG-U0BK8-06	24	7 X 0.488	0.64	2.03	39.2	1520

SIZE (AWG)	Order No.	MESC Code	Triples	Strands X diameter No X mm	Insulation thickness mm	Nominal jacket thickness mm	Approx. O.D. mm	Approx. Weight Kg/Km
14	02548	0224-01T14AWG-U0BK8-06	1	19 X 0.373	0.76	1.14	10.3	140
	02549	0224-02T14AWG-U0BK8-06	2	19 X 0.373	0.76	1.52	18.5	290
	02550	0224-03T14AWG-U0BK8-06	3	19 X 0.373	0.76	1.52	19.7	375
	02551	0224-04T14AWG-U0BK8-06	4	19 X 0.373	0.76	2.03	22.5	515
	02552	0224-06T14AWG-U0BK8-06	6	19 X 0.373	0.76	2.03	27.4	710
	02553	0224-08T14AWG-U0BK8-06	8	19 X 0.373	0.76	2.03	29.0	875
	02554	0224-12T14AWG-U0BK8-06	12	19 X 0.373	0.76	2.03	34.5	1225
	02555	0224-16T14AWG-U0BK8-06	16	19 X 0.373	0.76	2.03	39.2	1575

INSTRUMENTATION / PROCESS CONTROL CABLES TRAY CABLE 600 VOLTS (TYPE TC) XLPE INSULATED MULTI PAIR / MULTI TRIAD INDIVIDUAL & OVERALL SHIELDED

Temperature range - 40°C to + 90°C
Specifications: UL1277, ICEA S-82-552



- Application :** : Can be used in cable tray, conduit or direct burial application for instrumentation / process control, in dry or wet location.
- **Conductor** : Tinned copper to ASTM B33, stranded to class-B/ class-C of ASTM B8.
 - **Insulation** : Flame retardant XLPE to ICEA S-82-552. UL rated VW-1 conductors.
 - **Pair Colour Code** : White and black with pair number on white conductor.
 - **Triple Colour Code** : White, black and red with triple number on white conductor.
 - **Pairs/Triples Twisting** : All pairs / triples are twisted to counter electromagnetic noise.
 - **Individual and Overall Shielding** : Each pair / triple is shielded with aluminum polyester tape and a tinned copper drain wire, for maximum electrostatic noise and crosstalk rejection. All pair/ triple shields are electrically isolated from each other. Individually shielded pairs / triples are cabled with non-hygroscopic fillers if necessary and the entire assembly is shielded with aluminum polyester tape and a tinned copper drain wire.
 - **Jacket** : Extruded black PVC as per UL1277, oil and sunlight resistant, passes flame test as per IEEE - 383 (70000 BTU). The jacket is impervious to vapour and moisture penetration.

Note: Special jacket material (CPE) can be supplied on demand.

**INSTRUMENTATION / PROCESS CONTROL CABLES
TRAY CABLE 600 VOLTS (TYPE TC)
XLPE INSULATED MULTI PAIR / MULTI TRIAD
INDIVIDUAL & OVERALL SHIELDED**

PAIRS

SIZE (AWG)	Order No.	MESC Code	Pairs	Strands X diameter No X mm	Insulation thickness mm	Nominal jacket thickness mm	Approx. O.D. mm	Approx. Weight Kg/Km
18	04145	0424-02P18AWG-U0BK8-06	2	7 X 0.386	0.64	1.14	12.4	130
	04146	0424-03P18AWG-U0BK8-06	3	7 X 0.386	0.64	1.14	13.5	165
	04147	0424-04P18AWG-U0BK8-06	4	7 X 0.386	0.64	1.52	15.3	225
	04148	0424-06P18AWG-U0BK8-06	6	7 X 0.386	0.64	1.52	17.7	300
	04149	0424-08P18AWG-U0BK8-06	8	7 X 0.386	0.64	1.52	18.7	365
	04150	0424-12P18AWG-U0BK8-06	12	7 X 0.386	0.64	2.03	23.1	560
	04151	0424-16P18AWG-U0BK8-06	16	7 X 0.386	0.64	2.03	26.0	705
	04152	0424-20P18AWG-U0BK8-06	20	7 X 0.386	0.64	2.03	28.5	845
	04153	0424-24P18AWG-U0BK8-06	24	7 X 0.386	0.64	2.03	30.8	980
	04154	0424-32P18AWG-U0BK8-06	32	7 X 0.386	0.64	2.03	34.9	1250
	04155	0424-36P18AWG-U0BK8-06	36	7 X 0.386	0.64	2.03	36.7	1385
	04156	0424-40P18AWG-U0BK8-06	40	7 X 0.386	0.64	2.03	38.5	1520
	04157	0424-50P18AWG-U0BK8-06	50	7 X 0.386	0.64	2.03	42.5	1845

SIZE (AWG)	Order No.	MESC Code	Pairs	Strands X diameter No X mm	Insulation thickness mm	Nominal jacket thickness mm	Approx. O.D. mm	Approx. Weight Kg/Km
16	04158	0424-02P16AWG-U0BK8-06	2	7 X 0.488	0.64	1.14	13.5	165
	04159	0424-03P16AWG-U0BK8-06	3	7 X 0.488	0.64	1.52	15.5	235
	04160	0424-04P16AWG-U0BK8-06	4	7 X 0.488	0.64	1.52	16.7	290
	04161	0424-06P16AWG-U0BK8-06	6	7 X 0.488	0.64	1.52	19.3	390
	04162	0424-08P16AWG-U0BK8-06	8	7 X 0.488	0.64	1.52	20.4	480
	04163	0424-12P16AWG-U0BK8-06	12	7 X 0.488	0.64	2.03	25.2	730
	04164	0424-16P16AWG-U0BK8-06	16	7 X 0.488	0.64	2.03	30.3	980
	04165	0424-20P16AWG-U0BK8-06	20	7 X 0.488	0.64	2.03	31.2	1120
	04166	0424-24P16AWG-U0BK8-06	24	7 X 0.488	0.64	2.03	33.8	1305
	04167	0424-32P16AWG-U0BK8-06	32	7 X 0.488	0.64	2.03	38.3	1680
	04168	0424-36P16AWG-U0BK8-06	36	7 X 0.488	0.64	2.03	40.3	1865
	04169	0424-40P16AWG-U0BK8-06	40	7 X 0.488	0.64	2.03	42.3	2045

SIZE (AWG)	Order No.	MESC Code	Pairs	Strands X diameter No X mm	Insulation thickness mm	Nominal jacket thickness mm	Approx. O.D. mm	Approx. Weight Kg/Km
14	04170	0424-02P14AWG-U0BK8-06	2	19 X 0.373	0.76	1.52	16.6	255
	04171	0424-03P14AWG-U0BK8-06	3	19 X 0.373	0.76	1.52	18.1	330
	04172	0424-04P14AWG-U0BK8-06	4	19 X 0.373	0.76	1.52	19.5	405
	04173	0424-06P14AWG-U0BK8-06	6	19 X 0.373	0.76	2.03	23.8	605
	04174	0424-08P14AWG-U0BK8-06	8	19 X 0.373	0.76	2.03	25.1	745
	04175	0424-12P14AWG-U0BK8-06	12	19 X 0.373	0.76	2.03	29.7	1045
	04176	0424-16P14AWG-U0BK8-06	16	19 X 0.373	0.76	2.03	33.6	1335
	04177	0424-20P14AWG-U0BK8-06	20	19 X 0.373	0.76	2.03	37.0	1625
	04178	0424-24P14AWG-U0BK8-06	24	19 X 0.373	0.76	2.03	40.1	1910

**INSTRUMENTATION / PROCESS CONTROL CABLES
TRAY CABLE 600 VOLTS (TYPE TC)
XLPE INSULATED MULTI PAIR / MULTI TRIAD
INDIVIDUAL & OVERALL SHIELDED**

TRIPLES

SIZE (AWG)	Order No.	MESC Code	Triples	Strands X diameter No. X mm	Insulation thickness mm	Nominal jacket thickness mm	Approx. O.D. mm	Approx. Weight Kg/Km
18	04179	0424-02T18AWG-U0BK8-06	2	7 X 0.386	0.64	1.52	15.1	190
	04180	0424-03T18AWG-U0BK8-06	3	7 X 0.386	0.64	1.52	16.0	235
	04181	0424-04T18AWG-U0BK8-06	4	7 X 0.386	0.64	1.52	17.4	285
	04182	0424-06T18AWG-U0BK8-06	6	7 X 0.386	0.64	2.03	22.2	445
	04183	0424-08T18AWG-U0BK8-06	8	7 X 0.386	0.64	2.03	23.4	535
	04184	0424-12T18AWG-U0BK8-06	12	7 X 0.386	0.64	2.03	27.7	740
	04185	0424-16T18AWG-U0BK8-06	16	7 X 0.386	0.64	2.03	31.2	930
	04186	0424-20T18AWG-U0BK8-06	20	7 X 0.386	0.64	2.03	34.4	1125
	04187	0424-24T18AWG-U0BK8-06	24	7 X 0.386	0.64	2.03	37.2	1305
04188	0424-32T18AWG-U0BK8-06	32	7 X 0.386	0.64	2.03	42.3	1680	

SIZE (AWG)	Order No.	MESC Code	Triples	Strands X diameter No. X mm	Insulation thickness mm	Nominal jacket thickness mm	Approx. O.D. mm	Approx. Weight Kg/Km
16	04189	0424-02T16AWG-U0BK8-06	2	7 X 0.488	0.64	1.52	16.4	235
	04190	0424-03T16AWG-U0BK8-06	3	7 X 0.488	0.64	1.52	17.4	300
	04191	0424-04T16AWG-U0BK8-06	4	7 X 0.488	0.64	1.52	18.9	370
	04192	0424-06T16AWG-U0BK8-06	6	7 X 0.488	0.64	2.03	24.2	570
	04193	0424-08T16AWG-U0BK8-06	8	7 X 0.488	0.64	2.03	25.6	700
	04194	0424-12T16AWG-U0BK8-06	12	7 X 0.488	0.64	2.03	30.3	975
	04195	0424-16T16AWG-U0BK8-06	16	7 X 0.488	0.64	2.03	34.2	1240
	04196	0424-20T16AWG-U0BK8-06	20	7 X 0.488	0.64	2.03	37.8	1510
	04197	0424-24T16AWG-U0BK8-06	24	7 X 0.488	0.64	2.03	40.6	1765

SIZE (AWG)	Order No.	MESC Code	Triples	Strands X diameter No. X mm	Insulation thickness mm	Nominal jacket thickness mm	Approx. O.D. mm	Approx. Weight Kg/Km
14	04198	0424-02T14AWG-U0BK8-06	2	19 X 0.373	0.76	1.52	19.1	325
	04199	0424-03T14AWG-U0BK8-06	3	19 X 0.373	0.76	1.52	20.3	420
	04200	0424-04T14AWG-U0BK8-06	4	19 X 0.373	0.76	2.03	23.2	575
	04201	0424-06T14AWG-U0BK8-06	6	19 X 0.373	0.76	2.03	28.4	805
	04202	0424-08T14AWG-U0BK8-06	8	19 X 0.373	0.76	2.03	30.0	1000
	04203	0424-12T14AWG-U0BK8-06	12	19 X 0.373	0.76	2.03	35.7	1410
	04204	0424-16T14AWG-U0BK8-06	16	19 X 0.373	0.76	2.03	40.5	1810



**INSTRUMENTATION / PROCESS CONTROL CABLES
TRAY CABLE 600 VOLTS (TYPE TC)
PVC INSULATED MULTI PAIR / MULTI TRIAD
UNSHIELDED**

Temperature range - 40°C to + 90°C
Specifications: UL1277, ICEA S-82-552



- Application** : Can be used in cable tray, conduit or direct burial application for instrumentation / process control, in dry or wet location.
- **Conductor** : Plain copper to ASTM B3, stranded to Class B / Class C of ASTM B8.
 - **Insulation** : Flame retardant PVC rated 90°C as per UL 1581. UL rated VW-1 conductors.
 - **Pair Colour Code** : White and black with pair number on white conductor.
 - **Triple Colour Code** : White, black and red with triple number on white conductor.
 - **Pairs/Triples Twisting** : All pairs / triples are twisted to counter electromagnetic noise.
 - **Assembly** : Twisted pairs / triples are cabled with non-hygroscopic fillers if necessary and the entire assembly is covered with a polyester tape if required.
 - **Jacket** : Extruded black PVC as per UL1277 oil and sunlight resistant, passes flame test as per IEEE - 383 (70000 BTU). The jacket is impervious to vapour and moisture penetration.

INSTRUMENTATION / PROCESS CONTROL CABLES
TRAY CABLE 600 VOLTS (TYPE TC)
PVC INSULATED MULTI PAIR / MULTI TRIAD
UNSHIELDED

PAIRS

SIZE (AWG)	Order No.	MESC Code	Pairs	Strands X diameter No. X mm	Insulation thickness mm	Nominal Jacket Thickness mm	Approx. O.D. mm	Approx. weight Kg/Km
18	01582	0111-01P18AWG-U0BK8-06	1	7 X 0.386	0.76	1.14	8.3	75
	01583	0111-02P18AWG-U0BK8-06	2	7 X 0.386	0.76	1.14	12.8	130
	01584	0111-03P18AWG-U0BK8-06	3	7 X 0.386	0.76	1.14	13.9	170
	01585	0111-04P18AWG-U0BK8-06	4	7 X 0.386	0.76	1.52	15.7	230
	01586	0111-06P18AWG-U0BK8-06	6	7 X 0.386	0.76	1.52	18.2	310
	01587	0111-08P18AWG-U0BK8-06	8	7 X 0.386	0.76	1.52	19.2	380
	01588	0111-12P18AWG-U0BK8-06	12	7 X 0.386	0.76	2.03	23.8	585
	01589	0111-16P18AWG-U0BK8-06	16	7 X 0.386	0.76	2.03	26.7	735
	01590	0111-20P18AWG-U0BK8-06	20	7 X 0.386	0.76	2.03	29.3	880
	01591	0111-24P18AWG-U0BK8-06	24	7 X 0.386	0.76	2.03	31.7	1025
	01592	0111-32P18AWG-U0BK8-06	32	7 X 0.386	0.76	2.03	35.9	1310
	01593	0111-36P18AWG-U0BK8-06	36	7 X 0.386	0.76	2.03	37.8	1450
	01594	0111-40P18AWG-U0BK8-06	40	7 X 0.386	0.76	2.03	39.6	1590
	01595	0111-48P18AWG-U0BK8-06	48	7 X 0.386	0.76	2.03	42.9	1865

SIZE (AWG)	Order No.	MESC Code	Pairs	Strands X diameter No. X mm	Insulation thickness mm	Nominal Jacket Thickness mm	Approx. O.D. mm	Approx. weight Kg/Km
16	01596	0111-01P16AWG-U0BK8-06	1	7 X 0.488	0.76	1.14	8.9	90
	01597	0111-02P16AWG-U0BK8-06	2	7 X 0.488	0.76	1.52	14.6	185
	01598	0111-03P16AWG-U0BK8-06	3	7 X 0.488	0.76	1.52	15.8	235
	01599	0111-04P16AWG-U0BK8-06	4	7 X 0.488	0.76	1.52	17.0	285
	01600	0111-06P16AWG-U0BK8-06	6	7 X 0.488	0.76	1.52	19.8	390
	01601	0111-08P16AWG-U0BK8-06	8	7 X 0.488	0.76	1.52	20.9	485
	01602	0111-12P16AWG-U0BK8-06	12	7 X 0.488	0.76	2.03	25.8	740
	01603	0111-16P16AWG-U0BK8-06	16	7 X 0.488	0.76	2.03	29.1	940
	01604	0111-20P16AWG-U0BK8-06	20	7 X 0.488	0.76	2.03	32.0	1135
	01605	0111-24P16AWG-U0BK8-06	24	7 X 0.488	0.76	2.03	34.6	1325
	01606	0111-32P16AWG-U0BK8-06	32	7 X 0.488	0.76	2.03	39.7	1705
	01607	0111-36P16AWG-U0BK8-06	36	7 X 0.488	0.76	2.03	41.4	1890
	01608	0111-40P16AWG-U0BK8-06	40	7 X 0.488	0.76	2.03	43.4	2080

SIZE (AWG)	Order No.	MESC Code	Pairs	Strands X diameter No. X mm	Insulation thickness mm	Nominal Jacket Thickness mm	Approx. O.D. mm	Approx. weight Kg/Km
14	01609	0111-01P14AWG-U0BK8-06	1	19X0.373	1.14	1.14	11.2	135
	01610	0111-02P14AWG-U0BK8-06	2	19X0.373	1.14	1.52	18.7	280
	01611	0111-03P14AWG-U0BK8-06	3	19X0.373	1.14	1.52	20.4	365
	01612	0111-04P14AWG-U0BK8-06	4	19X0.373	1.14	2.03	23.1	505
	01613	0111-06P14AWG-U0BK8-06	6	19X0.373	1.14	2.03	26.9	690
	01614	0111-08P14AWG-U0BK8-06	8	19X0.373	1.14	2.03	28.4	850
	01615	0111-12P14AWG-U0BK8-06	12	19X0.373	1.14	2.03	33.8	1195
	01616	0111-16P14AWG-U0BK8-06	16	19X0.373	1.14	2.03	38.3	1530
	01617	0111-20P14AWG-U0BK8-06	20	19X0.373	1.14	2.03	42.3	1865

**INSTRUMENTATION / PROCESS CONTROL CABLES
TRAY CABLE 600 VOLTS (TYPE TC)
PVC INSULATED MULTI PAIR / MULTI TRIAD
UNSHIELDED**

TRIPLES


SIZE (AWG)	Order No.	MESC Code	Triples	Strands X diameter No. X mm	Insulation thickness mm	Nominal Jacket Thickness mm	Approx. O.D. mm	Approx. weight Kg/Km
18	01618	0111-01T18AWG-U0BK8-06	1	7 X 0.386	0.76	1.14	8.8	95
	01619	0111-02T18AWG-U0BK8-06	2	7 X 0.386	0.76	1.52	15.5	200
	01620	0111-03T18AWG-U0BK8-06	3	7 X 0.386	0.76	1.52	16.5	255
	01621	0111-04T18AWG-U0BK8-06	4	7 X 0.386	0.76	1.52	17.9	310
	01622	0111-06T18AWG-U0BK8-06	6	7 X 0.386	0.76	2.03	22.9	485
	01623	0111-08T18AWG-U0BK8-06	8	7 X 0.386	0.76	2.03	24.1	585
	01624	0111-12T18AWG-U0BK8-06	12	7 X 0.386	0.76	2.03	28.5	810
	01625	0111-16T18AWG-U0BK8-06	16	7 X 0.386	0.76	2.03	32.3	1035
	01626	0111-20T18AWG-U0BK8-06	20	7 X 0.386	0.76	2.03	35.5	1245
	01627	0111-24T18AWG-U0BK8-06	24	7 X 0.386	0.76	2.03	38.5	1460
	01628	0111-32T18AWG-U0BK8-06	32	7 X 0.386	0.76	2.03	43.7	1870

SIZE (AWG)	Order No.	MESC Code	Triples	Strands X diameter No. X mm	Insulation thickness mm	Nominal Jacket Thickness mm	Approx. O.D. mm	Approx. weight Kg/Km
16	01629	0111-01T16AWG-U0BK8-06	1	7 X 0.488	0.76	1.14	9.4	110
	01630	0111-02T16AWG-U0BK8-06	2	7 X 0.488	0.76	1.52	16.8	245
	01631	0111-03T16AWG-U0BK8-06	3	7 X 0.488	0.76	1.52	17.9	315
	01632	0111-04T16AWG-U0BK8-06	4	7 X 0.488	0.76	1.52	19.5	390
	01633	0111-06T16AWG-U0BK8-06	6	7 X 0.488	0.76	2.03	24.9	605
	01634	0111-08T16AWG-U0BK8-06	8	7 X 0.488	0.76	2.03	26.3	745
	01635	0111-12T16AWG-U0BK8-06	12	7 X 0.488	0.76	2.03	31.1	1035
	01636	0111-16T16AWG-U0BK8-06	16	7 X 0.488	0.76	2.03	35.3	1335
	01637	0111-20T16AWG-U0BK8-06	20	7 X 0.488	0.76	2.03	38.9	1620
	01638	0111-24T16AWG-U0BK8-06	24	7 X 0.488	0.76	2.03	42.2	1905

SIZE (AWG)	Order No.	MESC Code	Triples	Strands X diameter No. X mm	Insulation thickness mm	Nominal Jacket Thickness mm	Approx. O.D. mm	Approx. weight Kg/Km
14	01639	0111-01T14AWG-U0BK8-06	1	19X0.373	1.14	1.14	11.9	175
	01640	0111-02T14AWG-U0BK8-06	2	19X0.373	1.14	2.03	22.8	430
	01641	0111-03T14AWG-U0BK8-06	3	19X0.373	1.14	2.03	24.2	550
	01642	0111-04T14AWG-U0BK8-06	4	19X0.373	1.14	2.03	26.4	680
	01643	0111-06T14AWG-U0BK8-06	6	19X0.373	1.14	2.03	32.5	965
	01644	0111-08T14AWG-U0BK8-06	8	19X0.373	1.14	2.03	34.4	1200
	01645	0111-12T14AWG-U0BK8-06	12	19X0.373	1.14	2.03	41.1	1705

INSTRUMENTATION / PROCESS CONTROL CABLES TRAY CABLE 600 VOLTS (TYPE TC) PVC INSULATED MULTI PAIR / MULTI TRIAD OVERALL SHIELDED CABLES

Temperature range - 40°C to + 90°C
Specifications: UL1277 & ICEA S-82-552



- Application** : Can be used in cable tray, conduit or direct burial application for instrumentation / process control, in dry or wet location
- **Conductor** : Plain copper to ASTM B3, stranded to Class B / Class C of ASTM B8 .
 - **Insulation** : Flame retardant PVC rated 90°C as per UL 1581. UL rated VW -1 conductors.
 - **Pair Colour Code** : White and black with pair number on white conductor.
 - **Triple Colour Code** : White, black and red with triple number on white conductor.
 - **Pairs/Triples Twisting** : All pairs / triples are twisted to counter electromagnetic noise.
 - **Overall Shielding** : Twisted pairs / triples are cabled with non-hygrosopic fillers if necessary and the entire assembly is shielded with aluminum polyester tape and a tinned copper drain wire.
 - **Jacket** : Extruded black PVC as per UL1277, oil and sunlight resistant, passes flame test as per IEEE - 383 (70000 BTU). The jacket is impervious to vapour and moisture penetration.

INSTRUMENTATION / PROCESS CONTROL CABLES
TRAY CABLE 600 VOLTS (TYPE TC)
PVC INSULATED MULTI PAIR / MULTI TRIAD
OVERALL SHIELDED

PAIRS

SIZE (AWG)	Order No.	MESC Code	Pairs	Strands X diameter No. X mm	Insulation thickness mm	Nominal jacket thickness mm	Approx. O.D. mm	Approx. weight Kg/Km
18	02556	0211-01P18AWG-U0BK8-06	1	7 X0.386	0.76	1.14	8.3	80
	02557	0211-02P18AWG-U0BK8-06	2	7 X0.386	0.76	1.14	12.8	135
	02558	0211-03P18AWG-U0BK8-06	3	7 X 0.386	0.76	1.14	13.9	170
	02559	0211-04P18AWG-U0BK8-06	4	7 X 0.386	0.76	1.52	15.7	230
	02560	0211-06P18AWG-U0BK8-06	6	7 X 0.386	0.76	1.52	18.2	310
	02561	0211-08P18AWG-U0BK8-06	8	7 X 0.386	0.76	1.52	19.2	375
	02562	0211-12P18AWG-U0BK8-06	12	7 X 0.386	0.76	2.03	23.8	575
	02563	0211-16P18AWG-U0BK8-06	16	7 X 0.386	0.76	2.03	26.7	720
	02564	0211-20P18AWG-U0BK8-06	20	7 X 0.386	0.76	2.03	29.3	865
	02565	0211-24P18AWG-U0BK8-06	24	7 X 0.386	0.76	2.03	31.7	1005
	02566	0211-32P18AWG-U0BK8-06	32	7 X 0.386	0.76	2.03	35.9	1285
	02567	0211-36P18AWG-U0BK8-06	36	7 X 0.386	0.76	2.03	37.8	1420
	02568	0211-40P18AWG-U0BK8-06	40	7 X 0.386	0.76	2.03	39.6	1555
02569	0211-48P18AWG-U0BK8-06	48	7 X 0.386	0.76	2.03	42.9	1825	

SIZE (AWG)	Order No.	MESC Code	Pairs	Strands X diameter No. X mm	Insulation thickness mm	Nominal jacket thickness mm	Approx. O.D. mm	Approx. weight Kg/Km
16	02570	0211-01P16AWG-U0BK8-06	1	7 X 0.488	0.76	1.14	8.9	90
	02571	0211-02P16AWG-U0BK8-06	2	7 X 0.488	0.76	1.52	14.6	190
	02572	0211-03P16AWG-U0BK8-06	3	7 X 0.488	0.76	1.52	15.8	240
	02573	0211-04P16AWG-U0BK8-06	4	7 X 0.488	0.76	1.52	17.0	290
	02574	0211-06P16AWG-U0BK8-06	6	7 X 0.488	0.76	1.52	19.8	390
	02575	0211-08P16AWG-U0BK8-06	8	7 X 0.488	0.76	1.52	20.9	480
	02576	0211-12P16AWG-U0BK8-06	12	7 X 0.488	0.76	2.03	25.8	730
	02577	0211-16P16AWG-U0BK8-06	16	7 X 0.488	0.76	2.03	29.1	920
	02578	0211-20P16AWG-U0BK8-06	20	7 X 0.488	0.76	2.03	32.0	1110
	02579	0211-24P16AWG-U0BK8-06	24	7 X 0.488	0.76	2.03	34.6	1300
	02580	0211-32P16AWG-U0BK8-06	32	7 X 0.488	0.76	2.03	39.3	1665
	02581	0211-36P16AWG-U0BK8-06	36	7 X 0.488	0.76	2.03	41.4	1850
	02582	0211-40P16AWG-U0BK8-06	40	7 X 0.488	0.76	2.03	43.4	2030

SIZE (AWG)	Order No.	MESC Code	Pairs	Strands X diameter No. X mm	Insulation thickness mm	Nominal jacket thickness mm	Approx. O.D. mm	Approx. weight Kg/Km
14	02583	0211-01P14AWG-U0BK8-06	1	19X0.373	1.14	1.14	11.2	145
	02584	0211-02P14AWG-U0BK8-06	2	19X0.373	1.14	1.52	18.7	290
	02585	0211-03P14AWG-U0BK8-06	3	19X0.373	1.14	1.52	19.7	340
	02586	0211-04P14AWG-U0BK8-06	4	19X0.373	1.14	2.03	23.1	510
	02587	0211-06P14AWG-U0BK8-06	6	19X0.373	1.14	2.03	26.9	690
	02588	0211-08P14AWG-U0BK8-06	8	19X0.373	1.14	2.03	28.4	850
	02589	0211-12P14AWG-U0BK8-06	12	19X0.373	1.14	2.03	33.8	1190
	02590	0211-16P14AWG-U0BK8-06	16	19X0.373	1.14	2.03	38.3	1520
	02591	0211-20P14AWG-U0BK8-06	20	19X0.373	1.14	2.03	42.3	1845

INSTRUMENTATION / PROCESS CONTROL CABLES
TRAY CABLE 600 VOLTS (TYPE TC)
PVC INSULATED MULTI PAIR / MULTI TRIAD
OVER-ALL SHIELDED

TRIPLES

SIZE (AWG)	Order No.	MESC Code	Triples	Strands X diameter No. X mm	Insulation thickness mm	Nominal jacket thickness mm	Approx. O.D. mm	Approx. weight Kg/Km
18	02592	0211-01T18AWG-U0BK8-06	1	7 X 0.386	0.76	1.14	8.8	95
	02593	0211-02T18AWG-U0BK8-06	2	7 X 0.386	0.76	1.52	15.5	200
	02594	0211-03T18AWG-U0BK8-06	3	7 X 0.386	0.76	1.52	16.5	255
	02595	0211-04T18AWG-U0BK8-06	4	7 X 0.386	0.76	1.52	17.9	305
	02596	0211-06T18AWG-U0BK8-06	6	7 X 0.386	0.76	2.03	22.9	480
	02597	0211-08T18AWG-U0BK8-06	8	7 X 0.386	0.76	2.03	24.1	575
	02598	0211-12T18AWG-U0BK8-06	12	7 X 0.386	0.76	2.03	28.5	795
	02599	0211-16T18AWG-U0BK8-06	16	7 X 0.386	0.76	2.03	32.3	1015
	02600	0211-20T18AWG-U0BK8-06	20	7 X 0.386	0.76	2.03	35.5	1220
	02601	0211-24T18AWG-U0BK8-06	24	7 X 0.386	0.76	2.03	38.5	1430


SIZE (AWG)	Order No.	MESC Code	Triples	Strands X diameter No. X mm	Insulation thickness mm	Nominal jacket thickness mm	Approx. O.D. mm	Approx. weight Kg/Km
16	02602	0211-01T16AWG-U0BK8-06	1	7 X 0.488	0.76	1.14	9.4	115
	02603	0211-02T16AWG-U0BK8-06	2	7 X 0.488	0.76	1.52	16.8	245
	02604	0211-03T16AWG-U0BK8-06	3	7 X 0.488	0.76	1.52	17.9	315
	02605	0211-04T16AWG-U0BK8-06	4	7 X 0.488	0.76	1.52	19.5	390
	02606	0211-06T16AWG-U0BK8-06	6	7 X 0.488	0.76	2.03	24.9	600
	02607	0211-08T16AWG-U0BK8-06	8	7 X 0.488	0.76	2.03	26.3	735
	02608	0211-12T16AWG-U0BK8-06	12	7 X 0.488	0.76	2.03	31.1	1020
	02609	0211-16T16AWG-U0BK8-06	16	7 X 0.488	0.76	2.03	35.3	1310
	02610	0211-20T16AWG-U0BK8-06	20	7 X 0.488	0.76	2.03	38.9	1585
	02611	0211-24T16AWG-U0BK8-06	24	7 X 0.488	0.76	2.03	42.2	1860

SIZE (AWG)	Order No.	MESC Code	Triples	Strands X diameter No. X mm	Insulation thickness mm	Nominal jacket thickness mm	Approx. O.D. mm	Approx. weight Kg/Km
14	02612	0211-01T14AWG-U0BK8-06	1	19X0.373	1.14	1.14	11.9	185
	02613	0211-02T14AWG-U0BK8-06	2	19X0.373	1.14	2.03	22.8	435
	02614	0211-03T14AWG-U0BK8-06	3	19X0.373	1.14	2.03	24.2	555
	02615	0211-04T14AWG-U0BK8-06	4	19X0.373	1.14	2.03	26.4	685
	02616	0211-06T14AWG-U0BK8-06	6	19X0.373	1.14	2.03	32.5	965
	02617	0211-08T14AWG-U0BK8-06	8	19X0.373	1.14	2.03	34.4	1195
	02618	0211-12T14AWG-U0BK8-06	12	19X0.373	1.14	2.03	41.1	1690



**INSTRUMENTATION / PROCESS CONTROL CABLES
TRAY CABLE 600 VOLTS (TYPE TC)
PVC INSULATED MULTI PAIR / MULTI TRIAD
INDIVIDUAL & OVERALL SHIELDED CABLES**

Temperature range - 40°C to + 90°C
Specifications : UL1277 & ICEA S-82-552



- Application** : Can be used in cable tray, conduit or direct burial application for instrumentation / process control, in dry or wet location
- **Conductor** : Plain copper to ASTM B3, stranded to Class B / Class C of ASTM B8 .
 - **Insulation** : Flame retardant PVC rated 90°C as per UL 1581. UL rated VW -1 conductors.
 - **Pair Colour Code** : White and black with pair number on white conductor.
 - **Triple Colour Code** : White, black and red with triple number on white conductor.
 - **Pairs/Triples Twisting** : All pairs / triples are twisted to counter electromagnetic noise.
 - **Individual & Overall Shielding** : Each pair is shielded with aluminium polyester tape & a tinned copper drain wire, for maximum electrostatic noise and crosstalk rejection. All pair shields are electrically isolated from each other. Individually shielded pairs are cabled with non hygroscopic fillers if necessary and the entire assembly is shielded with aluminium polyester tape and a tinned copper drain wire.
 - **Jacket** : Extruded black PVC as per UL1277, oil and sunlight resistant, passes flame test as per IEEE - 383 (70000 BTU). The jacket is impervious to vapour and moisture penetration.

INSTRUMENTATION / PROCESS CONTROL CABLES
TRAY CABLE 600 VOLTS (TYPE TC)
PVC INSULATED MULTI PAIR / MULTI TRIAD
INDIVIDUAL & OVERALL SHIELDED

PAIRS

SIZE (AWG)	Order No.	MESC Code	Pairs	Strands X diameter No. X mm	Insulation thickness mm	Nominal jacket thickness mm	Approx. O.D. mm	Approx. weight Kg/Km
18	04205	0411-02P18AWG-U0BK8-06	2	7 X 0.386	0.76	1.14	13.3	150
	04206	0411-03P18AWG-U0BK8-06	3	7 X 0.386	0.76	1.52	15.2	220
	04207	0411-04P18AWG-U0BK8-06	4	7 X 0.386	0.76	1.52	16.4	265
	04208	0411-06P18AWG-U0BK8-06	6	7 X 0.386	0.76	1.52	19.0	355
	04209	0411-08P18AWG-U0BK8-06	8	7 X 0.386	0.76	1.52	20.1	435
	04210	0411-12P18AWG-U0BK8-06	12	7 X 0.386	0.76	2.03	24.8	665
	04211	0411-16P18AWG-U0BK8-06	16	7 X 0.386	0.76	2.03	27.9	840
	04212	0411-20P18AWG-U0BK8-06	20	7 X 0.386	0.76	2.03	30.7	1010
	04213	0411-24P18AWG-U0BK8-06	24	7 X 0.386	0.76	2.03	33.2	1180
	04214	0411-32P18AWG-U0BK8-06	32	7 X 0.386	0.76	2.03	37.6	1515
04215	0411-36P18AWG-U0BK8-06	36	7 X 0.386	0.76	2.03	39.6	1680	

SIZE (AWG)	Order No.	MESC Code	Pairs	Strands X diameter No. X mm	Insulation thickness mm	Nominal jacket thickness mm	Approx. O.D. mm	Approx. weight Kg/Km
16	04216	0411-02P16AWG-U0BK8-06	2	7 X 0.488	0.76	1.14	14.4	185
	04217	0411-03P16AWG-U0BK8-06	3	7 X 0.488	0.76	1.52	16.4	270
	04218	0411-04P16AWG-U0BK8-06	4	7 X 0.488	0.76	1.52	17.7	330
	04219	0411-06P16AWG-U0BK8-06	6	7 X 0.488	0.76	1.52	20.6	450
	04220	0411-08P16AWG-U0BK8-06	8	7 X 0.488	0.76	2.03	22.8	610
	04221	0411-12P16AWG-U0BK8-06	12	7 X 0.488	0.76	2.03	26.9	850
	04222	0411-16P16AWG-U0BK8-06	16	7 X 0.488	0.76	2.03	30.3	1085
	04223	0411-20P16AWG-U0BK8-06	20	7 X 0.488	0.76	2.03	33.4	1315
	04224	0411-24P16AWG-U0BK8-06	24	7 X 0.488	0.76	2.03	36.1	1540
	04225	0411-32P16AWG-U0BK8-06	32	7 X 0.488	0.76	2.03	41.0	1985
04226	0411-36P16AWG-U0BK8-06	36	7 X 0.488	0.76	2.03	43.2	2205	

SIZE (AWG)	Order No.	MESC Code	Pairs	Strands X diameter No. X mm	Insulation thickness mm	Nominal jacket thickness mm	Approx. O.D. mm	Approx. weight Kg/Km
14	04227	0411-02P14AWG-U0BK8-06	2	19X0.373	1.14	1.52	19.3	320
	04228	0411-03P14AWG-U0BK8-06	3	19X0.373	1.14	2.03	22.1	470
	04229	0411-04P14AWG-U0BK8-06	4	19X0.373	1.14	2.03	23.9	575
	04230	0411-06P14AWG-U0BK8-06	6	19X0.373	1.14	2.03	27.8	785
	04231	0411-08P14AWG-U0BK8-06	8	19X0.373	1.14	2.03	29.4	975
	04232	0411-12P14AWG-U0BK8-06	12	19X0.373	1.14	2.03	35.0	1375
	04233	0411-16P14AWG-U0BK8-06	16	19X0.373	1.14	2.03	39.7	1765
	04234	0411-20P14AWG-U0BK8-06	20	19X0.373	1.14	2.79	45.3	2305

**INSTRUMENTATION / PROCESS CONTROL CABLES
TRAY CABLE 600 VOLTS (TYPE TC)
PVC INSULATED MULTI PAIR / MULTI TRIAD
INDIVIDUAL & OVERALL SHIELDED**

TRIPLES

SIZE (AWG)	Order No.	MESC Code	Triples	Strands X diameter No. X mm	Insulation thickness mm	Nominal jacket thickness mm	Approx. O.D. mm	Approx. weight Kg/Km
18	04235	0411-02T18AWG-U0BK8-06	2	7 X 0.386	0.76	1.52	16.1	220
	04236	0411-03T18AWG-U0BK8-06	3	7 X 0.386	0.76	1.52	17.1	275
	04237	0411-04T18AWG-U0BK8-06	4	7 X 0.386	0.76	1.52	18.6	340
	04238	0411-06T18AWG-U0BK8-06	6	7 X 0.386	0.76	2.03	23.8	525
	04239	0411-08T18AWG-U0BK8-06	8	7 X 0.386	0.76	2.03	25.1	640
	04240	0411-12T18AWG-U0BK8-06	12	7 X 0.386	0.76	2.03	29.8	895
	04241	0411-16T18AWG-U0BK8-06	16	7 X 0.386	0.76	2.03	33.6	1130
	04242	0411-20T18AWG-U0BK8-06	20	7 X 0.386	0.76	2.03	37.1	1370
	04243	0411-24T18AWG-U0BK8-06	24	7 X 0.386	0.76	2.03	40.2	1605


SIZE (AWG)	Order No.	MESC Code	Triples	Strands X diameter No. X mm	Insulation thickness mm	Nominal jacket thickness mm	Approx. O.D. mm	Approx. weight Kg/Km
16	04244	0411-02T16AWG-U0BK8-06	2	7 X 0.488	0.76	1.52	17.4	270
	04245	0411-03T16AWG-U0BK8-06	3	7 X 0.488	0.76	1.52	18.5	345
	04246	0411-04T16AWG-U0BK8-06	4	7 X 0.488	0.76	1.52	20.2	430
	04247	0411-06T16AWG-U0BK8-06	6	7 X 0.488	0.76	2.03	25.8	665
	04248	0411-08T16AWG-U0BK8-06	8	7 X 0.488	0.76	2.03	27.3	820
	04249	0411-12T16AWG-U0BK8-06	12	7 X 0.488	0.76	2.03	32.3	1145
	04250	0411-16T16AWG-U0BK8-06	16	7 X 0.488	0.76	2.03	36.6	1465
	04251	0411-20T16AWG-U0BK8-06	20	7 X 0.488	0.76	2.03	40.4	1785

SIZE (AWG)	Order No.	MESC Code	Triples	Strands X diameter No. X mm	Insulation thickness mm	Nominal jacket thickness mm	Approx. O.D. mm	Approx. weight Kg/Km
14	04252	0411-02T14AWG-U0BK8-06	2	19X0.373	1.14	2.03	23.4	468
	04253	0411-03T14AWG-U0BK8-06	3	19X0.373	1.14	2.03	24.9	604
	04254	0411-04T14AWG-U0BK8-06	4	19X0.373	1.14	2.03	27.2	751
	04255	0411-06T14AWG-U0BK8-06	6	19X0.373	1.14	2.03	33.4	1055
	04256	0411-08T14AWG-U0BK8-06	8	19X0.373	1.14	2.03	35.4	1319
	04257	0411-12T14AWG-U0BK8-06	12	19X0.373	1.14	2.03	42.3	1873

INSTRUMENTATION/PROCESS CONTROL CABLES 600 VOLTS, WIRE ARMoured, XLPE INSULATED MULTI PAIR / TRIAD OVERALL SHIELDED CABLES

Temperature range : - 40°C to + 90°C

Specifications : NEMA WC-55/ICEA S-82-552



Application : Can be used in cable tray, conduit or direct burial application for instrumentation / process control, in dry or wet location. The wire armour provides longitudinal strength for use as a messenger cable or for support in vertical drops (NEC SECTION 300-19) and provides the protection against the mechanical damage.

Construction

- **Conductor** : Tinned Copper to ASTM B-33 & Stranded to class B/C of ASTM B-8.
- **Insulation** : Flame retardant XLPE to ICEA S - 82-552.
- **Pair colour code** : White & Black with pair number on white conductor.
- **TRIAD colour code** : White, Black & Red with TRIAD number on white conductor.
- **Pairs/Triad Twisting** : All pairs / triads are twisted to counter electromagnetic noise.
- **Overall Shielding** : Twisted pairs/triads are cabled with non-hygroscopic fillers if necessary and the entire assembly is shielded with aluminum polyester tape and a tinned copper drain wire.
- **Inner Jacket** : Extruded black, flame retardant PVC rated 90 C to ICEA S-82-552
- **Wire Armour** : A serving of round galvanised steel wires is applied with 90% minimum coverage.
- **Outer Jacket** : Extruded black PVC to ICEA S-82-552 is oil and sun light resistant and passes flame test as per IEEE-383 (70000 BTU).

Note : On customer request "Metallic Sheath" of lead can be provided under the Armour accordance with NEMA WC-55 / ICEA S-95-658

INSTRUMENTATION/PROCESS CONTROL CABLES 600 VOLTS, WIRE ARMoured, XLPE INSULATED MULTI PAIR / TRIAD OVERALL SHIELDED

OVERALL SHIELDED PAIRS

SIZE (AWG)	Order No.	MES C Code	Pairs No.	Strands X Dia. No. X mm	Ins. thick. mm	Inner Jacket Thick. mm	Inner Jacket O.D. mm	Armour Wire Dia mm	Armour Wire O.D. mm	Outer Jacket Thick. mm	Outer Jacket O.D. mm	Approx Weight Kg/Km
18	02661	0224-01P18AWG-W0BK8-06	1	7 x 0.386	0.64	1.14	7.8	0.9	9.6	1.27	12.3	291
	02662	0224-02P18AWG-W0BK8-06	2	7 x 0.386	0.64	1.14	11.3	0.9	13.1	1.65	16.6	454
	02663	0224-04P18AWG-W0BK8-06	4	7 x 0.386	0.64	1.14	12.8	1.25	15.3	1.65	18.8	653
	02664	0224-06P18AWG-W0BK8-06	6	7 x 0.386	0.64	1.52	16.9	1.25	19.4	1.65	22.9	895
	02665	0224-08P18AWG-W0BK8-06	8	7 x 0.386	0.64	1.52	17.8	1.6	21.0	1.65	24.5	1124
	02666	0224-10P18AWG-W0BK8-06	10	7 x 0.386	0.64	1.52	19.5	1.6	22.7	1.65	26.2	1249
	02667	0224-12P18AWG-W0BK8-06	12	7 x 0.386	0.64	2.03	22.1	1.6	25.3	1.65	28.8	1420
	02668	0224-16P18AWG-W0BK8-06	16	7 x 0.386	0.64	2.03	24.8	2.0	28.8	1.65	32.3	1914
	02669	0224-20P18AWG-W0BK8-06	20	7 x 0.386	0.64	2.03	27.2	2.0	31.2	1.65	34.7	2160
	02670	0224-24P18AWG-W0BK8-06	24	7 x 0.386	0.64	2.03	29.4	2.0	33.4	1.65	36.9	2375
	02671	0224-36P18AWG-W0BK8-06	36	7 x 0.386	0.64	2.03	34.9	2.0	38.9	2.03	43.2	3051

SIZE (AWG)	Order No.	MES C Code	Pairs No.	Strands X Dia. No. X mm	Ins. thick. mm	Inner Jacket Thick. mm	Inner Jacket O.D. mm	Armour Wire Dia mm	Armour Wire O.D. mm	Outer Jacket Thick. mm	Outer Jacket O.D. mm	Approx Weight Kg/Km
16	02672	0224-01P16AWG-W0BK8-06	1	7 x 0.488	0.64	1.14	8.4	0.9	10.2	1.27	12.9	323
	02673	0224-02P16AWG-W0BK8-06	2	7 x 0.488	0.64	1.14	12.3	0.9	14.1	1.65	17.6	509
	02674	0224-04P16AWG-W0BK8-06	4	7 x 0.488	0.64	1.52	14.8	1.25	17.3	1.65	20.8	805
	02675	0224-06P16AWG-W0BK8-06	6	7 x 0.488	0.64	1.52	18.5	1.6	21.7	1.65	25.2	1170
	02676	0224-08P16AWG-W0BK8-06	8	7 x 0.488	0.64	1.52	19.5	1.6	22.7	1.65	26.2	1288
	02677	0224-10P16AWG-W0BK8-06	10	7 x 0.488	0.64	2.03	22.5	1.6	25.7	1.65	29.2	1546
	02678	0224-12P16AWG-W0BK8-06	12	7 x 0.488	0.64	2.03	24.2	2.0	28.2	1.65	31.7	1909
	02679	0224-16P16AWG-W0BK8-06	16	7 x 0.488	0.64	2.03	27.2	2.0	31.2	1.65	34.7	2234
	02680	0224-20P16AWG-W0BK8-06	20	7 x 0.488	0.64	2.03	29.9	2.0	33.9	1.65	37.4	2527
	02681	0224-24P16AWG-W0BK8-06	24	7 x 0.488	0.64	2.03	32.3	2.0	36.3	1.65	39.8	2788

OVERALL SHIELDED TRIADS


SIZE (AWG)	Order No.	MES C Code	Triads No.	Strands X Dia. No. X mm	Ins. thick. mm	Inner Jacket Thick. mm	Inner Jacket O.D. mm	Armour Wire Dia mm	Armour Wire O.D. mm	Outer Jacket Thick. mm	Outer Jacket O.D. mm	Approx Weight Kg/Km
18	02682	0224-01T18AWG-W0BK8-06	1	7 x 0.386	0.64	1.14	8.2	0.9	10.0	1.27	12.7	319
	02683	0224-02T18AWG-W0BK8-06	2	7 x 0.386	0.64	1.52	14.4	1.25	16.9	1.65	20.4	721
	02684	0224-04T18AWG-W0BK8-06	4	7 x 0.386	0.64	1.52	16.1	1.25	18.6	1.65	22.1	561
	02685	0224-06T18AWG-W0BK8-06	6	7 x 0.386	0.64	1.52	20.2	1.6	23.4	1.65	26.9	1256
	02686	0224-08T18AWG-W0BK8-06	8	7 x 0.386	0.64	2.03	22.5	1.6	25.7	1.65	29.2	1487
	02687	0224-10T18AWG-W0BK8-06	10	7 x 0.386	0.64	2.03	24.6	2.0	28.6	1.65	32.1	1886
	02688	0224-12T18AWG-W0BK8-06	12	7 x 0.386	0.64	2.03	26.5	2.0	30.5	1.65	34.0	2072
	02689	0224-16T18AWG-W0BK8-06	16	7 x 0.386	0.64	2.03	29.9	2.0	33.9	1.65	37.4	2411
	02690	0224-20T18AWG-W0BK8-06	20	7 x 0.386	0.64	2.03	32.8	2.0	36.8	1.65	40.4	2716

SIZE (AWG)	Order No.	MES C Code	Triads No.	Strands X Dia. No. X mm	Ins. thick. mm	Inner Jacket Thick. mm	Inner Jacket O.D. mm	Armour Wire Dia mm	Armour Wire O.D. mm	Outer Jacket Thick. mm	Outer Jacket O.D. mm	Approx Weight Kg/Km
16	02691	0224-01T16AWG-W0BK8-06	1	7 x 0.488	0.64	1.14	8.8	0.9	10.6	1.27	13.4	356
	02692	0224-02T16AWG-W0BK8-06	2	7 x 0.488	0.64	1.52	15.7	1.25	18.2	1.65	21.4	808
	02693	0224-04T16AWG-W0BK8-06	4	7 x 0.488	0.64	1.52	17.6	1.6	20.8	1.65	24.3	1122
	02694	0224-06T16AWG-W0BK8-06	6	7 x 0.488	0.64	2.03	23.3	2.0	27.3	1.65	30.8	1764
	02695	0224-08T16AWG-W0BK8-06	8	7 x 0.488	0.64	2.03	24.6	2.0	28.6	1.65	32.1	1942
	02696	0224-10T16AWG-W0BK8-06	10	7 x 0.488	0.64	2.03	26.9	2.0	30.9	1.65	34.4	2195
	02697	0224-12T16AWG-W0BK8-06	12	7 x 0.488	0.64	2.03	29.1	2.0	33.1	1.65	36.6	2417
	02698	0224-16T16AWG-W0BK8-06	16	7 x 0.488	0.64	2.03	32.9	2.0	36.9	1.65	40.4	2825

INSTRUMENTATION/PROCESS CONTROL CABLES 600 VOLTS, WIRE ARMoured, XLPE INSULATED MULTI PAIR /TRIAD INDIVIDUAL & OVERALL SHIELDED CABLES

Temperature range : - 40°C to + 90°C

Specifications : NEMA WC-55/ICEA S-82-552



Application : Can be used in cable tray, conduit or direct burial application for instrumentation / process control, in dry or wet location. The wire armour provides longitudinal strength for use as a messenger cable or for support in vertical drops (NEC SECTION 300-19) and provides the protection against the mechanical damage.

Construction

- **Conductor** : Tinned Copper to ASTM B-33 & Stranded to class B/C of ASTM B-8.
- **Insulation** : Flame retardant XLPE to ICEA S -82-552.
- **Pair colour code** : White & Black with pair number on white conductor.
- **Triads colour code** : White, Black & Red with Triads number on white conductor.
- **Pairs/Triad Twisting** : All pairs / Triads are twisted to counter electromagnetic noise.
- **Individual & Overall Shielding** : Each pair / Triads is shielded with aluminium polyester tape and a tinned copper drain wire, for maximum electrostatic noise and crosstalk rejection. All pair/Triads shields are electrically isolated from each other.
: Individually shielded pairs / Triads are cabled with non-hygroscopic fillers if necessary and the entire assembly is shielded with aluminium polyester tape and a tinned copper drain wire.
- **Inner Jacket** : Extruded black, flame retardant PVC to ICEA S-82-552
- **Wire Armour** : A serving of round galvanised steel wires is applied with 90% minimum coverage.
- **Outer Jacket** : Extruded black PVC to ICEA S-82-552 is oil and sunlight resistant and passes flame test as per IEEE-383 (70000 BTU).

Note : On customer request "Metallic Sheath" of lead can be provided under the Armour in accordance with NEMA WC-70 / ICEA S-95-658.

INSTRUMENTATION/PROCESS CONTROL CABLES 600 VOLTS, WIRE ARMoured, XLPE INSULATED MULTI PAIR / TRIAD INDIVIDUAL & OVERALL SHIELDED

INDIVIDUAL & OVERALL SHIELDED PAIRS

SIZE (AWG)	Order No.	MESC Code	Pairs No.	Strands X Dia. No. X mm	Ins. thick. mm	Inner Jacket Thick. mm	Inner Jacket O.D. mm	Armour Wire Dia mm	Armour Wire O.D. mm	Outer Jacket Thick. mm	Outer Jacket O.D. mm	Approx Weight Kg/Km
18	04296	0424-02P18AWG-W0BK8-06	2	7 x 0.386	0.64	1.14	11.8	0.9	13.6	1.65	17.1	487
	04297	0424-04P18AWG-W0BK8-06	4	7 x 0.386	0.64	1.52	14.2	1.25	16.7	1.65	20.2	758
	04298	0424-06P18AWG-W0BK8-06	6	7 x 0.386	0.64	1.52	17.7	1.6	20.9	1.65	24.4	1101
	04299	0424-08P18AWG-W0BK8-06	8	7 x 0.386	0.64	1.52	18.7	1.6	21.9	1.65	25.4	1211
	04300	0424-10P18AWG-W0BK8-06	10	7 x 0.386	0.64	1.52	20.4	1.6	23.6	1.65	27.1	1370
	04301	0424-12P18AWG-W0BK8-06	12	7 x 0.386	0.64	2.03	23.1	2.0	27.1	1.65	30.6	1820
	04302	0424-16P18AWG-W0BK8-06	16	7 x 0.386	0.64	2.03	26.0	2.0	30.0	1.65	33.5	2103
	04303	0424-20P18AWG-W0BK8-06	20	7 x 0.386	0.64	2.03	28.5	2.0	32.5	1.65	36.0	2379
	04304	0424-24P18AWG-W0BK8-06	24	7 x 0.386	0.64	2.03	30.8	2.0	34.8	1.65	38.3	2625
	04305	0424-32P18AWG-W0BK8-06	32	7 x 0.386	0.64	2.03	34.9	2.0	38.9	2.03	43.1	3182

SIZE (AWG)	Order No.	MESC Code	Pairs No.	Strands X Dia. No. X mm	Ins. thick. mm	Inner Jacket Thick. mm	Inner Jacket O.D. mm	Armour Wire Dia mm	Armour Wire O.D. mm	Outer Jacket Thick. mm	Outer Jacket O.D. mm	Approx Weight Kg/Km
16	04306	0424-02P16AWG-W0BK8-06	2	7 x 0.488	0.64	1.14	12.8	1.25	15.3	1.65	18.8	651
	04307	0424-04P16AWG-W0BK8-06	4	7 x 0.488	0.64	1.52	15.4	1.25	17.9	1.65	21.4	866
	04308	0424-06P16AWG-W0BK8-06	6	7 x 0.488	0.64	1.52	19.3	1.6	22.5	1.65	26.0	1261
	04309	0424-08P16AWG-W0BK8-06	8	7 x 0.488	0.64	2.03	20.3	1.6	23.5	1.65	27.1	1400
	04310	0424-10P16AWG-W0BK8-06	10	7 x 0.488	0.64	2.03	23.4	2.0	27.4	1.65	30.9	1900
	04311	0424-12P16AWG-W0BK8-06	12	7 x 0.488	0.64	2.03	25.2	2.0	29.2	1.65	32.7	2102
	04312	0424-16P16AWG-W0BK8-06	16	7 x 0.488	0.64	2.03	28.4	2.0	32.4	1.65	35.9	2471
	04313	0424-20P16AWG-W0BK8-06	20	7 x 0.488	0.64	2.03	31.2	2.0	35.2	1.65	38.7	2807
	04314	0424-24P16AWG-W0BK8-06	24	7 x 0.488	0.64	2.03	33.8	2.0	37.8	1.65	41.3	3136

INDIVIDUAL & OVERALL SHIELDED TRIADS

SIZE (AWG)	Order No.	MESC Code	Triads No.	Strands X Dia. No. X mm	Ins. thick. mm	Inner Jacket Thick. mm	Inner Jacket O.D. mm	Armour Wire Dia mm	Armour Wire O.D. mm	Outer Jacket Thick. mm	Outer Jacket O.D. mm	Approx Weight Kg/Km
18	04315	0424-02T18AWG-W0BK8-06	2	7 x 0.386	0.64	1.52	15.0	1.25	17.5	1.65	21.0	755
	04316	0424-04T18AWG-W0BK8-06	4	7 x 0.386	0.64	1.52	16.8	1.25	19.3	1.65	22.8	922
	04317	0424-06T18AWG-W0BK8-06	6	7 x 0.386	0.64	2.03	22.2	1.6	25.4	1.65	28.9	1455
	04318	0424-08T18AWG-W0BK8-06	8	7 x 0.386	0.64	2.03	23.4	2.0	27.4	1.65	30.9	1798
	04319	0424-10T18AWG-W0BK8-06	10	7 x 0.386	0.64	2.03	25.7	2.0	29.7	1.65	33.2	2031
	04320	0424-12T18AWG-W0BK8-06	12	7 x 0.386	0.64	2.03	27.7	2.0	31.7	1.65	35.2	2234
	04321	0424-16T18AWG-W0BK8-06	16	7 x 0.386	0.64	2.03	31.3	2.0	35.3	1.65	38.8	2604
	04322	0424-20T18AWG-W0BK8-06	20	7 x 0.386	0.64	2.03	34.4	2.0	38.4	2.03	42.7	3041

SIZE (AWG)	Order No.	MESC Code	Triads No.	Strands X Dia. No. X mm	Ins. thick. mm	Inner Jacket Thick. mm	Inner Jacket O.D. mm	Armour Wire Dia mm	Armour Wire O.D. mm	Outer Jacket Thick. mm	Outer Jacket O.D. mm	Approx Weight Kg/Km
16	04323	0424-02T16AWG-W0BK8-06	2	7 x 0.488	0.64	1.52	16.3	1.25	18.8	1.65	22.3	849
	04324	0424-04T16AWG-W0BK8-06	4	7 x 0.488	0.64	1.52	18.3	1.6	21.5	1.65	25.0	1208
	04325	0424-06T16AWG-W0BK8-06	6	7 x 0.488	0.64	2.03	24.2	2.0	28.2	1.65	31.7	1895
	04326	0424-08T16AWG-W0BK8-06	8	7 x 0.488	0.64	2.03	25.6	2.0	29.6	1.65	33.1	2095
	04327	0424-10T16AWG-W0BK8-06	10	7 x 0.488	0.64	2.03	28.0	2.0	32.0	1.65	35.5	2344
	04328	0424-12T16AWG-W0BK8-06	12	7 x 0.488	0.64	2.03	30.3	2.0	34.3	1.65	37.8	2588
	04329	0424-16T16AWG-W0BK8-06	16	7 x 0.488	0.64	2.03	34.3	2.0	38.3	2.03	42.5	3141